

# Registration Data Request Service (RDRS) Usage Metrics

Publication date: February 2024  
Reporting period: 1-31 January 2024



---

<b>Introduction</b>	<b>3</b>
<b>Summary of Data</b>	<b>3</b>
<b>User Data</b>	<b>6</b>
Metrics 1 and 2: Participating Registrars	6
Metrics 3 and 4: Requestors	6
Metric 5: Disclosure Requests	6
Metric 6: Use of Data Request Form for Non-participating Registrars	7
<b>Request Type Data</b>	<b>8</b>
Metric 7: Disclosure Requests by Priority Level	8
Metric 8: Disclosure Requests by Request Type	9
Metric 9: Disclosure Requests by Requestor	10
Metric 10: Number of Domain Lookups	10
<b>Request Transactional Data</b>	<b>11</b>
Metric 11: Open Requests	11
Metric 12: Closed Requests	12
Metric 13: Number of Closed Disclosure Requests by Outcome Type	12
<b>Outcome Data</b>	<b>14</b>
Metric 14: Denial Rate by Reason Type	14
Metric 15: Average Disclosure Request Response Time (in days)	15
Metric 16: Response Time Distribution	15
<b>List of Participating Registrars</b>	<b>16</b>

---

## Introduction

ICANN launched the Registration Data Request Service (RDRS) on 28 November 2023 with the intention to operate the service for up to two years. This is a result of the [ICANN Board's direction](#) to pursue usage and demand analysis of the system that handles requests for nonpublic registration data. The purpose of the RDRS is 1) to collect system usage data to inform the future discussion between the Generic Names Supporting Organization (GNSO) Council and the ICANN Board on the currently paused Policy Recommendations outlined in the [Final Report](#) of the GNSO [Expedited Policy Development Process \(EPDP\) on the Temporary Specification for gTLD Registration Data Phase 2](#), and 2) to provide a cost-effective system that will simplify the process for submitting and receiving requests for nonpublic gTLD registration data for both the requestors and registrars.

This report, which will be published on a monthly basis, provides the system usage data as [requested by the GNSO Council](#) and can be found on the [RDRS webpage on ICANN.org](#).

Note: The RDRS Metrics Usage report for the January 2024 reporting period integrates feedback from the GNSO's RDRS Standing Committee and the ICANN community. The following changes are reflected in this report:

- Summary of Data: Table has been refreshed to allow for easier comparisons between the reporting period and the total metric.
- Metric 8: Title has been changed to "Request Type."
- Metric 9: Methods used for calculation have been clarified.
- Metric 10: Metric has been changed to illustrate the total domain lookup results per outcome category.
- Metric 13: Clarification has been provided regarding what "Publicly Available" outcome means.

## Summary of Data

The table below gives a high-level summary of RDRS metrics. Each metric is further defined later in this report. To view those metrics, click the corresponding link for each Reporting Criterion.

#	Reporting Criteria	Current Reporting Period	Total
1/2	<a href="#">Number of registrars participating</a>	5	75
3/4	<a href="#">Number of requestors</a>	851	2332
5	<a href="#">Number of disclosure requests</a>	291	510

#	Reporting Criteria	Current Reporting Period	Total
6	<a href="#">Number of times the data request form for non-participating registrars has been used</a>	238	274
7	<a href="#">Number of disclosure requests by priority</a>		See below
7.1/7.2	Number of disclosure requests by Expedited priority	3	8
7.3/7.4	Number of disclosure requests by Standard priority	288	502
8	<a href="#">Number of disclosure requests by request type</a>		See below
8.1/8.12	Computer Security Incident Response Team (CSIRT)	6	14
8.2/8.13	Consumer Protection	51	68
8.3/8.14	Cybersecurity Incident Response Team (non-CSIRT)	2	5
8.4/8.15	Dispute Resolution Service Provider	3	5
8.5/8.16	Domain Investor	8	18
8.6/8.17	IP Holder	112	181
8.7/8.18	Law Enforcement	38	56
8.8/8.19	Litigation/Dispute Resolution (non-IP)	26	32
8.9/8.20	Research (non-security)	16	38
8.10/8.21	Security Researcher	15	48
8.11/8.22	Other current reporting period and (total)	14	45
9	<a href="#">Number of disclosure requests by requestor</a> (e.g. x% of users generate xx% of requests and show significant breakdowns)	N/A	See below
10	<a href="#">Number of domain lookups</a> (Further details are available in the report.)		
11	<a href="#">Number of open disclosure requests</a>	N/A	123
12	<a href="#">Number of closed disclosure requests</a>	201	385
13	<a href="#">Number of closed disclosure requests by outcome type</a>		See below
13.1/13.5	Approved	46	67
13.2/13.6	Denied	126	278
13.3/13.7	Partially Approved	4	7
13.4/13.8	Data Publicly Available	25	33
14	<a href="#">Denial rate by reason type</a>		See below
14.1/14.8	Domain name was transferred to another registrar/is not managed by the registrar identified in the request (change of control, domain hopping, etc.)	1	1
14.2/14.9	Requested data is publicly available in RDDS	0	0
14.3/14.10	The request fails to comply with any provision of the RDRS legal terms	23	32

#	Reporting Criteria	Current Reporting Period	Total
14.4/10.11	Contracted party cannot disclose the data due to applicable law	40	100
14.5/14.12	Request is incomplete/more information is required before the request can be processed/requestor did not respond to request for additional information	30	59
14.6/14.13	Other corrective action is required before request can be processed	42	88
14.7/14.14	Other	24	65
15	<a href="#">Average disclosure request response time in days</a> , broken out by outcome		See below
15.1/15.5	Approved	3.89	3.73
15.2/15.6	Denied	2.88	2.26
15.3/15.7	Partially Approved	8	8.86
15.4/15.8	Data Publicly Available	4.48	3.67
16	<a href="#">Response time distribution</a> (10th, 30th, 50th, 70th and 90th percentiles, with the 50th percentile being the median), including time from the request until the request is addressed, differentiating between approved and denied responses		See below

# User Data

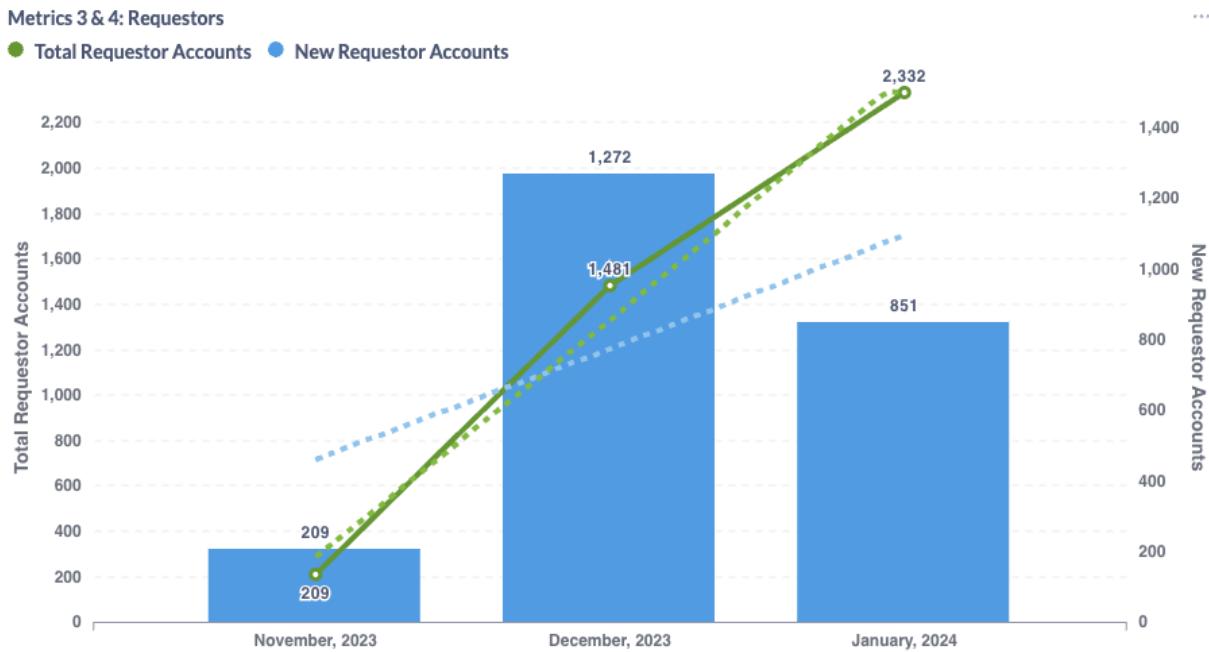
## Metrics 1 and 2: Participating Registrars

Metric 2 indicates the number of registrars who have opted in during the reporting period. Registrars may opt in and out of the service at any time.

Metric 1: Number of registrars participating (total)	75
Metric 2: Number of registrar opt-ins (current reporting period)	5

## Metrics 3 and 4: Requestors

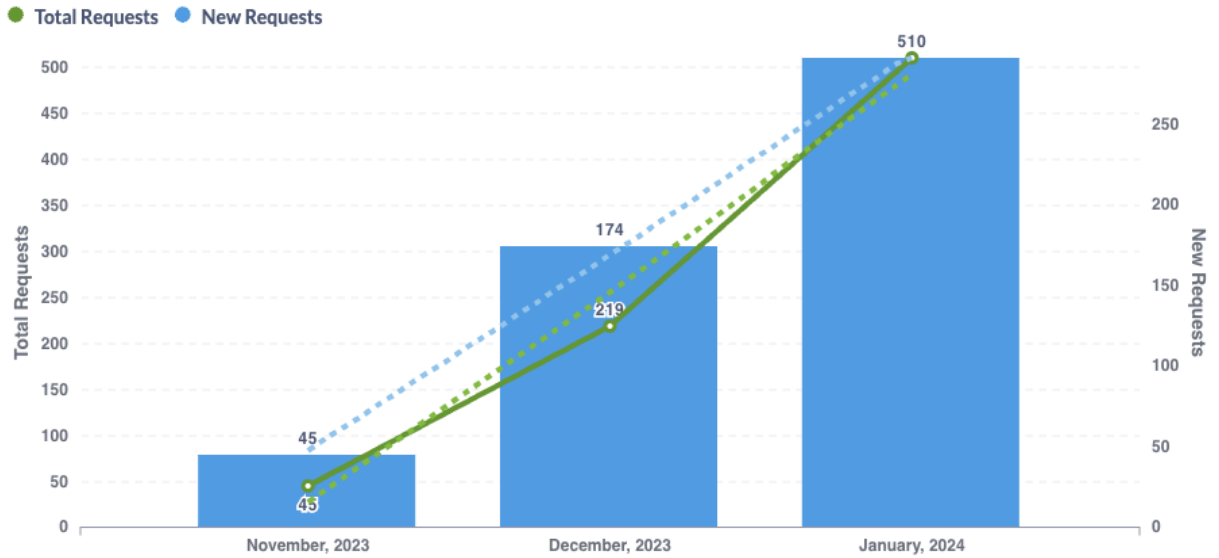
The chart below displays the monthly trend of the number of total and new requestors. The dotted lines represent trends within the data series.



## Metric 5: Disclosure Requests

The chart below displays the trend of the number of disclosure requests that were submitted to participating registrars (since system launch and monthly). The dotted lines represent trends within the data series.

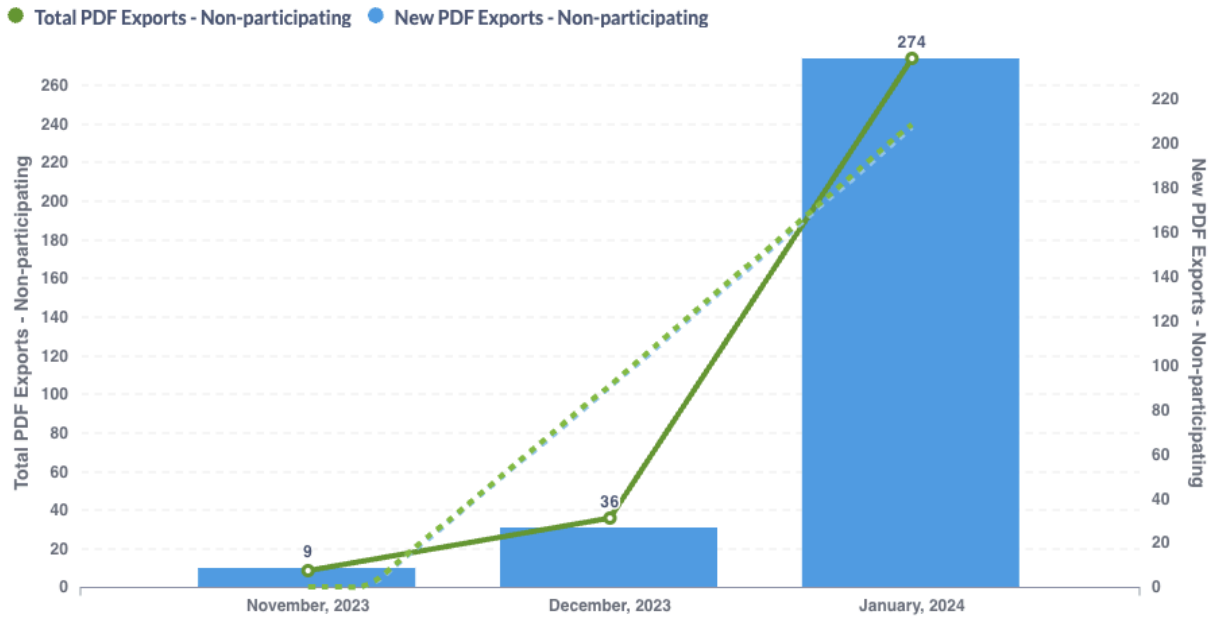
Metric 5: Disclosure Requests



## Metric 6: Use of Data Request Form for Non-participating Registrars

The chart below displays the trend of the number of times the data request form for non-participating registrars has been used (since system launch and monthly). Please note that this data is calculated based on the number of times the “export PDF” function was used for when the domain name is managed by the non-participating registrar. The RDRS is not used to track how the form is used after download (i.e., whether it was directly sent to the registrar or not). The dotted line represents the trend within the data series.

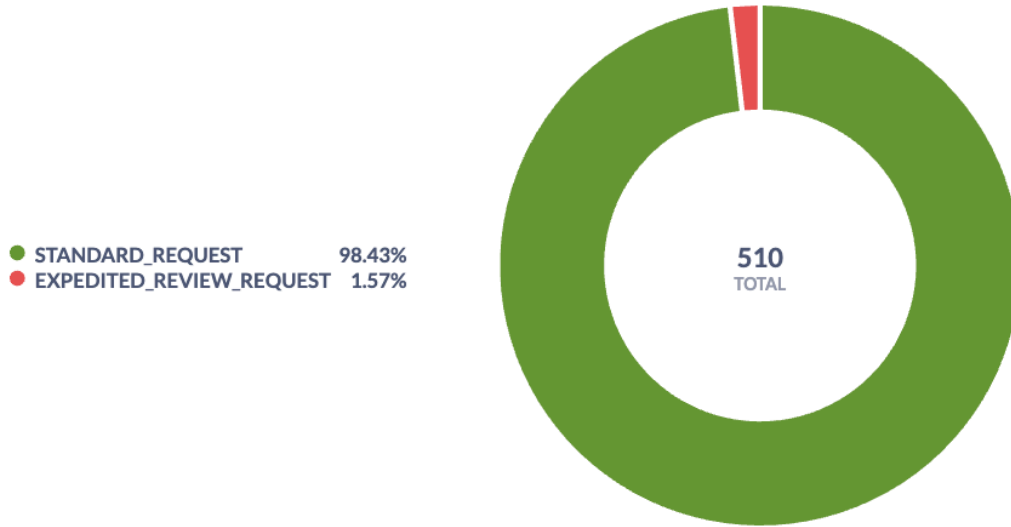
Metric 6: Non-Participating Registrar Form Usage



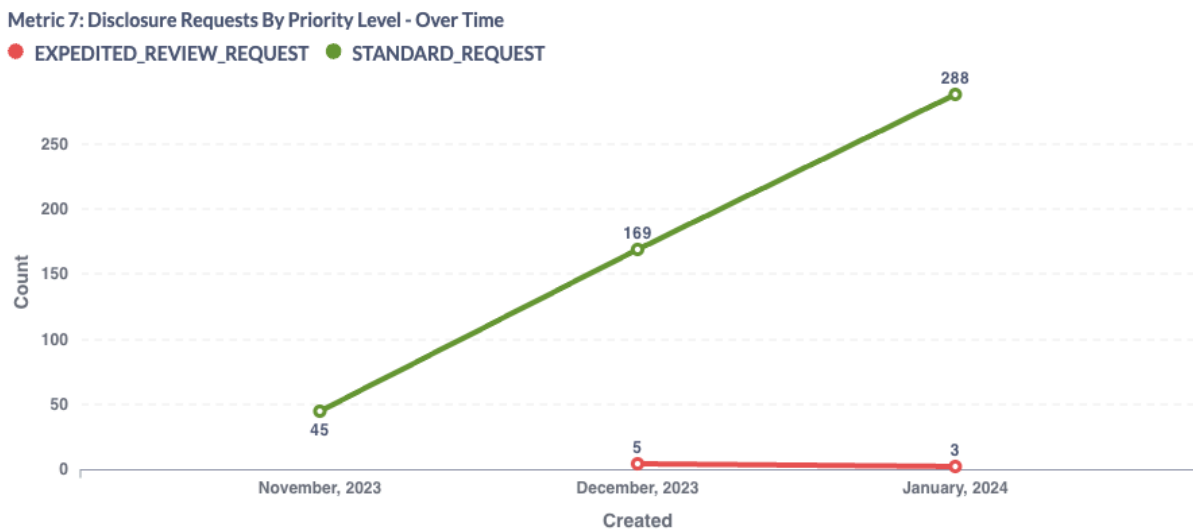
# Request Type Data

## Metric 7: Disclosure Requests by Priority Level

The chart below displays the total number of disclosure requests by priority level (expedited versus standard) in the reporting period.



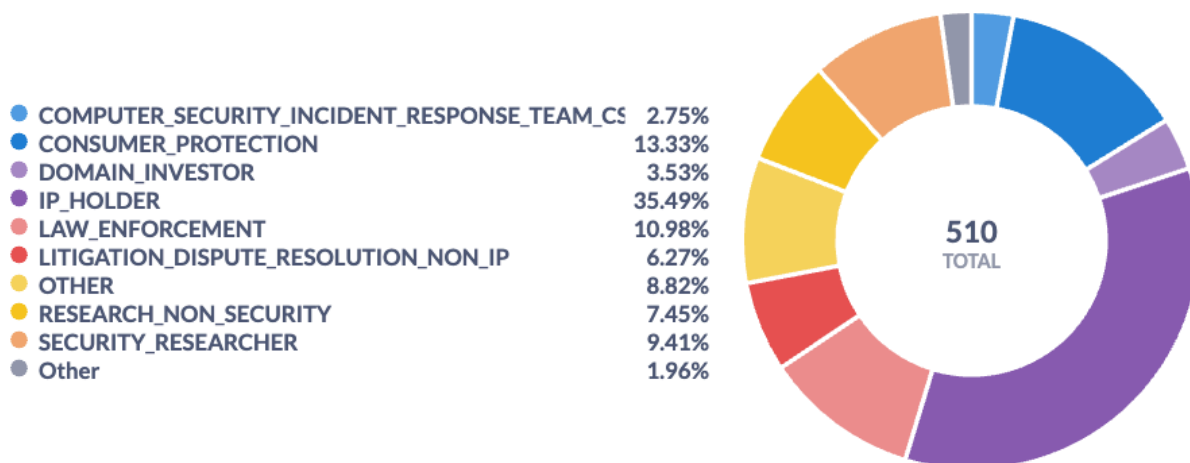
The chart below displays the monthly breakdown of disclosure requests by priority level (expedited versus standard).





## Metric 8: Disclosure Requests by Request Type

The chart below displays the total number of disclosure requests by request type within the reporting period.



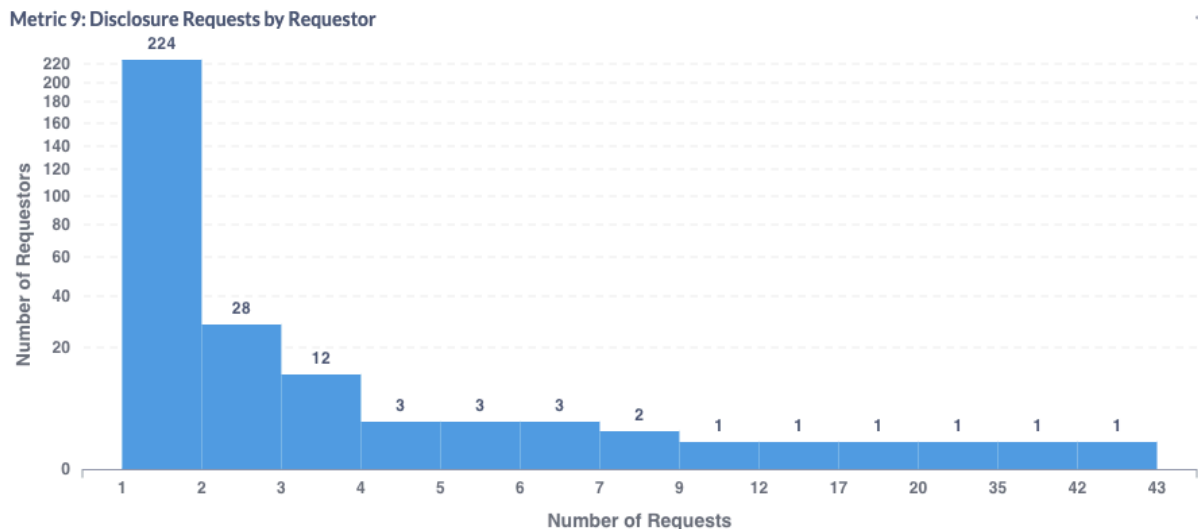
The table below displays the monthly counts of disclosure requests by request type.

Request Type	Nov	Dec	Jan	Total
Computer Security Incident Response Team (CSIRT)	0	8	6	14
Consumer Protection	4	13	51	68
Cybersecurity Incident Response Team (non-CSIRT)	0	3	2	5
Dispute Resolution Service Provider	0	2	3	5
Domain Investor	1	9	8	18
IP Holder	20	49	112	181
Law Enforcement	1	17	38	56
Litigation/Dispute Resolution (non-IP)	1	5	26	32
Research (non-security)	8	14	16	38
Security Researcher	2	31	15	48
Other	8	23	14	45

---

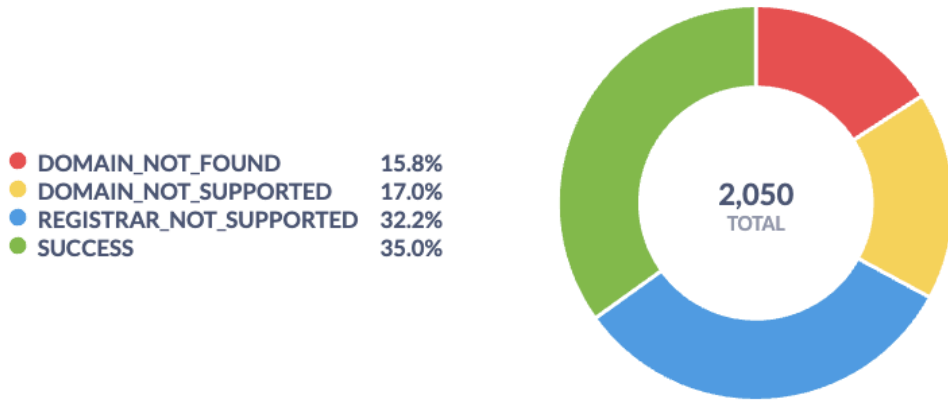
## Metric 9: Disclosure Requests by Requestor

The chart below displays a histogram of the number of requests since system launch by requestor. This histogram provides a distribution of the number of requestors who made a range of requests. Histograms use binning, which creates defined ranges for comparison. In this case, these ranges are defined by the number of requests made by a group of requestors. Each column shows how many requestors submitted a specific number of, or range of requests.

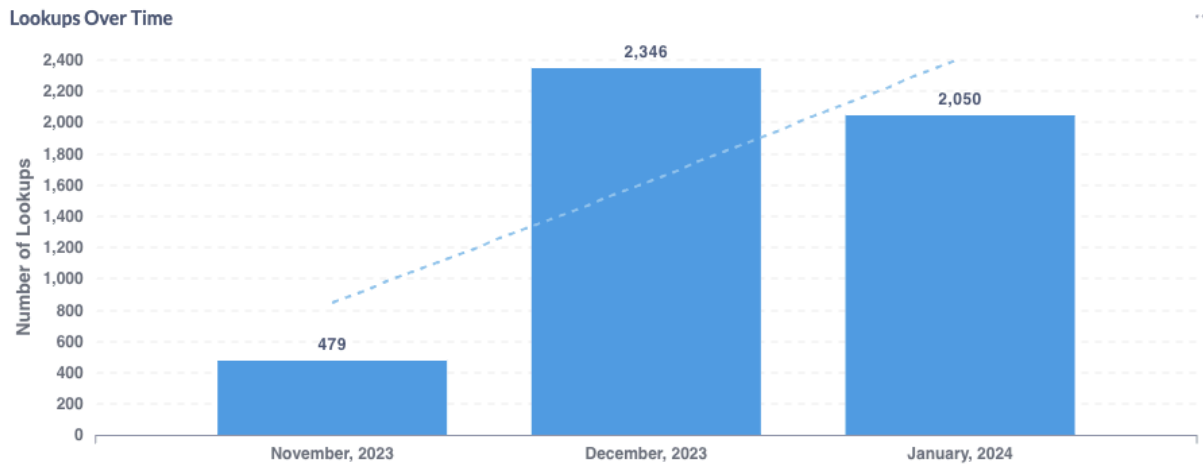


## Metric 10: Number of Domain Lookups

The chart below displays the total number of domain lookups and the breakdown of results. “Domain Not Found” means the domain names do not exist. “Domain not supported” includes, for example, ccTLD domain names. “Registrar not supported” means that the registrars managing the domain names are not participating in the RDRS. “Success” means that the lookup was for an existing gTLD domain name that is managed by participating ICANN-accredited registrars. Note that the total number of “success” lookups will not match the number of request submissions (Metric 5) as users may look up a domain but not proceed to submitting a request.



The chart below displays the monthly breakdown of total domain lookups. The dotted line represents the trend within the data series.



## Request Transactional Data

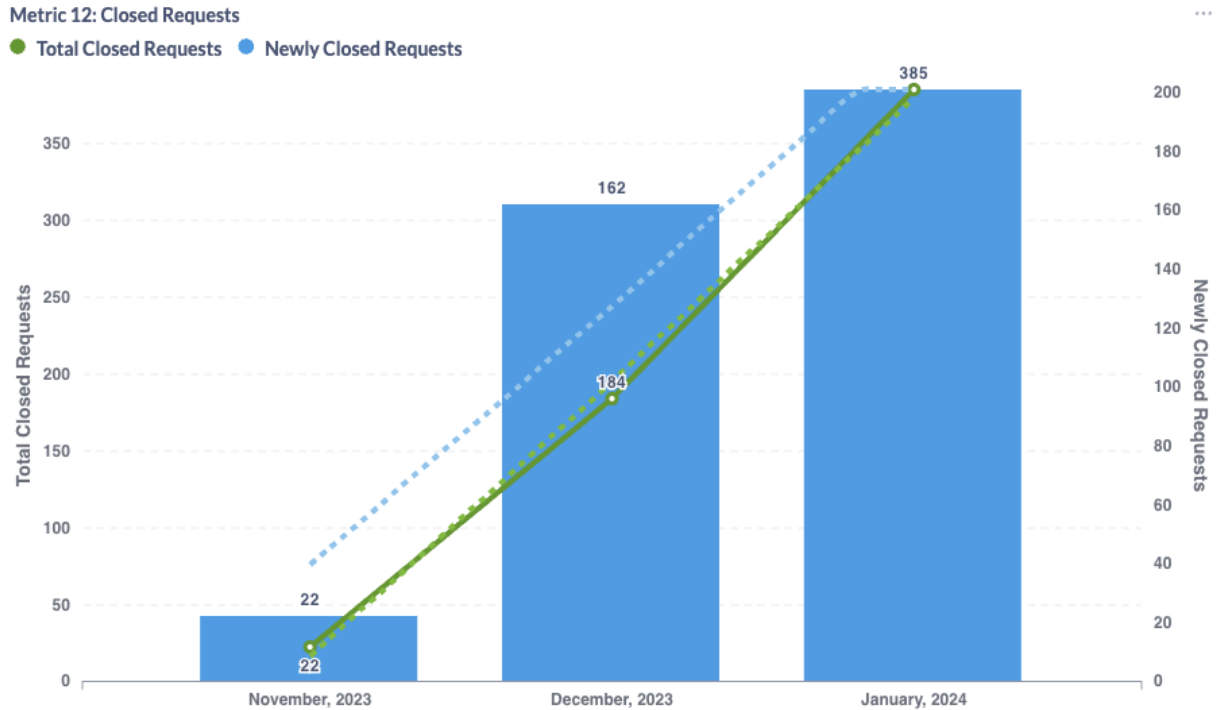
### Metric 11: Open Requests

The table below displays the total number of open disclosure requests since the system launched. Please note that open disclosure requests indicate the registrar has not logged a final response yet.

Total number of open disclosure requests (cumulative)	123
---	-----

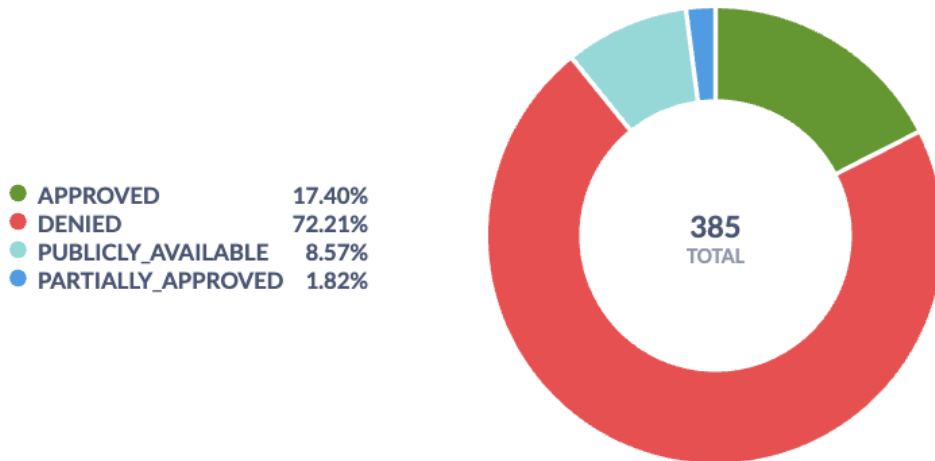
## Metric 12: Closed Requests

The chart below displays the trend of the number of closed disclosure requests since the system launched and monthly. The dotted lines represent the trends within the data series.

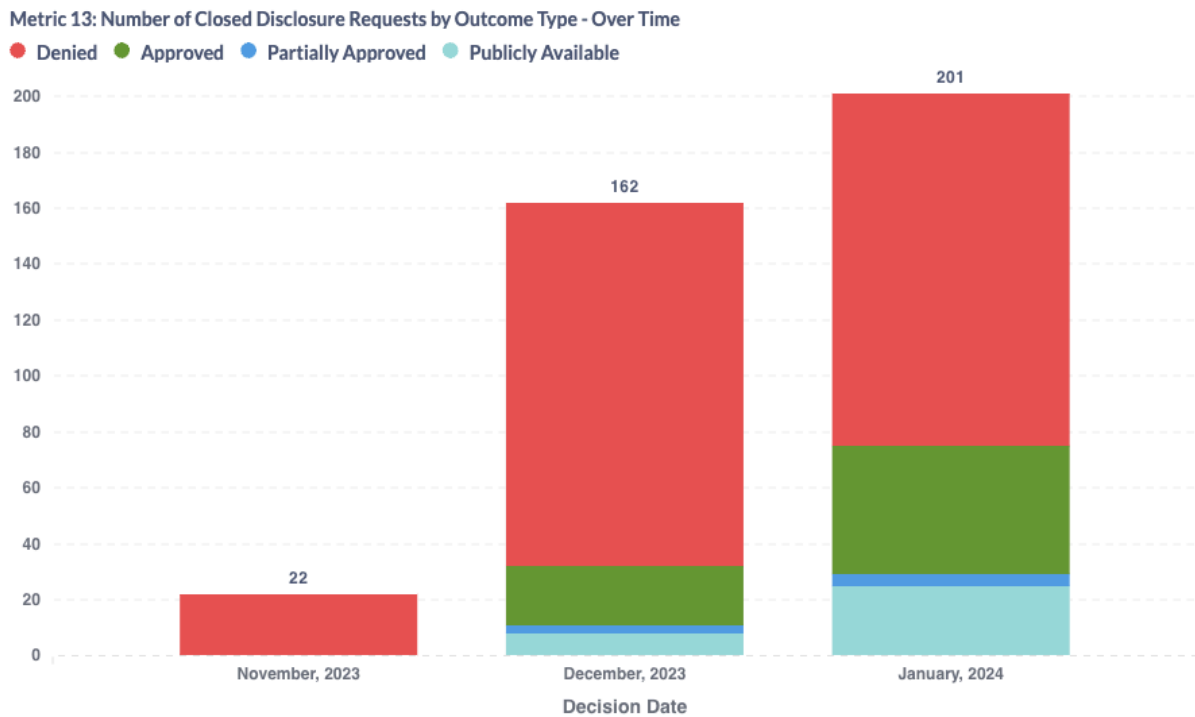


## Metric 13: Number of Closed Disclosure Requests by Outcome Type

The chart below displays the total number of closed disclosure requests by outcome type (approved, partial approval, denied, and data publicly available) since the system launched. Publicly Available outcomes means that the registrar neither denied nor approved the data request, because all requested data is already publicly available. The reasons for the data being publicly available include, but are not limited to, the registrant's jurisdiction, registrant's choice, or the use of a privacy or proxy service provider. Denial outcomes include many different reasons, such as incomplete or invalid requests, resulting in the registrar unable to assess the request. For more information, refer to Metric 14.



The chart below displays the monthly breakdown of closed disclosure requests by outcome type (approved, partial approval, denied, and data publicly available).



---

## Outcome Data

### Metric 14: Denial Rate by Reason Type

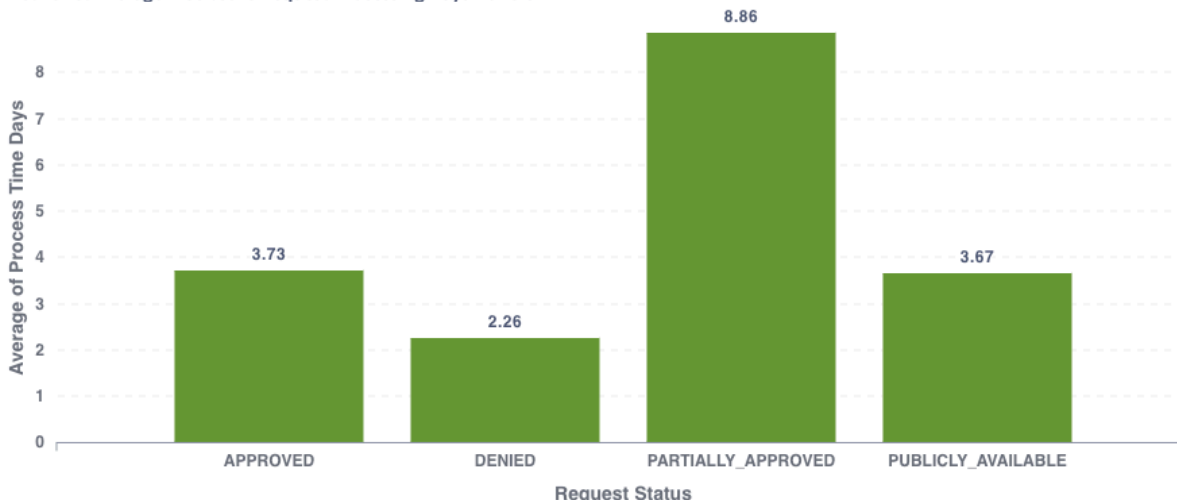
The chart below displays the monthly breakdown of denial rate since the system launched by reason type, along with the total count. Please note that multiple denial reasons can be selected for each request. RDRS received test request submissions during the reporting period, which resulted in denials, as those requests were considered invalid.

Reason type	Nov	Dec	Jan	Total
Domain name was transferred to another registrar / is not managed by the registrar identified in the request (change of control, domain hopping, etc.)	0	0	1	1
Requested data is publicly available in RDDS	0	0	0	0
The request fails to comply with any provision of the RDRS legal terms	1	8	23	32
Contracted party cannot disclose the data due to applicable law	0	60	40	100
Request is incomplete/more information is required before the request can be processed/requestor did not respond to request for additional information	8	21	30	59
Other corrective action is required before request can be processed	8	38	42	88
Other	10	31	24	65

## Metric 15: Average Disclosure Request Response Time (in days)

The chart below displays the average disclosure response time since the system launched, in days, by outcome type (approved, partially approved, denied, and data publicly available).

Metric 15: Average Disclosure Request Processing Days - Overall



The table below displays the monthly breakdown of the average disclosure response time, in days, by outcome type (approved, partially approved, denied, and data publicly available).

Month	Approved	Denied	Partially Approved	Publicly Available
Nov/Dec	4.2	1.97	14.5	1.13
Jan	3.89	2.88	8	4.48

## Metric 16: Response Time Distribution

The table below displays the response time distribution (10th, 30th, 50th, 70th, and 90th percentiles, with the 50th percentile being the median), including the time from when the request was submitted until the time the request was addressed, differentiating between request status. Values are representative of the number of days.

Request Status	10th %	30th %	Median	70th %	90th %	Average
Approved	0	1	1	3	8.4	3.73
Denied	0	0	1	2	6	2.43
Partially Approved	1.6	2.8	9	10.2	17	8.86
Publicly Available	0	0	1	2.8	14.8	3.67

## List of Participating Registrars

The list of participating registrars below manages 55% of the total number of domains in the generic top-level domain space.

#	IANA ID	Registrar Name
1	1515	123-Reg Limited
2	1387	1API GmbH
3	3854	Access Japan Co, Ltd. dba REGne (www.regne.net)
4	468	Amazon Registrar, Inc.
5	3245	Arcanes Technologies
6	106	Ascio Technologies, Inc. Danmark - Filial af Ascio technologies, Inc. USA
7	1531	Automattic Inc.
8	1448	Blacknight Internet Solutions Ltd.
9	612	Blue Razor Domains, LLC
10	353	Bombora Technologies Pty Ltd
11	15	COREhub, S.R.L.
12	1298	Corporation Service Company (DBS), Inc.
13	430	CORPORATION SERVICE COMPANY (UK) LIMITED
14	3880	Cross Marketing Technology Ltd.
15	299	CSC Corporate Domains, Inc.
16	671	CSC Management Consulting (Shanghai) Co., Ltd.
17	226	Deutsche Telekom AG
18	1645	Diamatrix C.C.
19	1501	DotRoll Kft.
20	1639	E BRAND Holdings S.A.
21	48	eNom, LLC
22	696	Entorno Digital, S.A.
23	85	EPAG Domainservices GmbH
24	1052	EuroDNS S.A.



25	965	Fluccs - The Australian Cloud Pty Ltd
26	3235	Focus IP, Inc. dba Tracer
27	81	Gandi SAS
28	1151	Go Australia Domains, LLC
29	1150	Go Canada Domains, LLC
30	1149	Go China Domains, LLC
31	1153	Go France Domains, LLC
32	1152	Go Montenegro Domains, LLC
33	3786	GoDaddy Corporate Domains, LLC
34	1659	GoDaddy Online Services Cayman Islands Ltd.
35	146	GoDaddy.com, LLC
36	1493	Ilait AB
37	1376	Instra Corporation Pty Ltd.
38	2487	Internet Domain Service BS Corp
39	1728	IP Twins SAS
40	1656	Kagoya Japan Inc.
41	269	Key-Systems GmbH
42	1345	Key-Systems, LLC
43	809	Ledl.net GmbH
44	1466	Lexsynergy Limited
45	292	MarkMonitor Inc.
46	1390	Mesh Digital Limited
47	2288	Metaregistrar BV
48	228	Moniker Online Services LLC
49	638	Name SRS AB
50	1068	NameCheap, Inc.
51	1464	NameWeb BVBA
52	1336	Net-Chinese Co., Ltd.
53	2	Network Solutions, LLC

54	1717	Netzadresse.at Domain Service GmbH
55	470	Nom-iq Ltd. dba COM LAUDE
56	1860	Paragon Internet Group Ltd t/a Paragon Names
57	303	PDR Ltd. d/b/a PublicDomainRegistry.com
58	839	Realttime Register B.V.
59	168	Register SpA
60	3787	RegistrarBrand, LLC
61	3788	RegistrarGuard, LLC
62	3789	RegistrarSecure, LLC
63	3236	RegistrarTrust, LLC
64	1328	RegistryGate GmbH
65	1290	SafeBrands SAS
66	1741	Shinjiru Technology Sdn Bhd
67	3862	Spaceship, Inc.
68	2482	Stichting Registrar of Last Resort Foundation
69	836	The Namespace Group Pty Ltd
70	1564	TLD Registrar Solutions Ltd.
71	69	Tucows Domains Inc.
72	460	Web Commerce Communications Limited dba WebNic.cc
73	456	Webnames.ca Inc.
74	938	WHC Online Solutions Inc.
75	440	Wild West Domains, LLC



One World, One Internet

Visit us at [icann.org](https://icann.org)



[@icann](https://twitter.com/icann)



[facebook.com/icannorg](https://facebook.com/icannorg)



[youtube.com/icannnews](https://youtube.com/icannnews)



[flickr.com/icann](https://flickr.com/icann)



[linkedin/company/icann](https://linkedin/company/icann)



[soundcloud/icann](https://soundcloud/icann)



[instagram.com/icannorg](https://instagram.com/icannorg)