



Registry Operator's MONTHLY REPORT

October 2002

Prepared: November 13, 2002

**VeriSign Global Registry Services
21345 Ridgetop Circle
Dulles, VA 20166-6503**

VeriSign Registry Monthly Report –October, 2002

As required by the ICANN/VeriSign Registry Agreements (Section 8 for .com; Section 3.15 for .net and .org), this report provides an overview of VeriSign Registry activity through the end of the reporting month. The information is primarily presented in table and chart format with text explanations as deemed necessary. The information is provided in the order as listed in **Appendix T** of the Registry Agreements. Pursuant to the agreements, "...items 5 - 12 shall be kept confidential by ICANN until three months after the end of the month to which the report relates."

Information is organized as follows:

1.	Accredited Registrar Status.....	3
	Table 1 – Accredited Registrar Status – October 2002.....	3
2.	Service Level Agreement Performance.....	3
	Table 2 – Service Level Agreement Performance – October 2002	3
3.	TLD Zone File Access Activity	4
	Table 3 – gTLD Zone File Access Activity October 2002	4
4.	Completed SRS Software Releases.....	4
	Table 4 – Completed Shared Registration System Releases	4
5.	Domain Names Under Sponsorship – Per Registrar	5
6.	Name Servers Registered – Per Registrar	5
7.	Domain Names Registered by Registry Operator	5
8.	Whois Service Activity	6
	Table 5 – Total Monthly “Whois” Queries (millions).....	6
9.	Monthly Growth Trends.....	6
	Table 6 – Total Monthly Domain Name Transaction Trend by Category (millions).....	7
	Table 7 –Total Monthly Name Server Transactions by Category (millions)	7
10.	Total Number of Transactions by Subcategory by Month.....	8
	Table 8 – Total Monthly Domain Name Write Transactions by Subcategory (millions).....	8
	Table 9 - Total Monthly Name Server Write Transactions by Subcategory (millions).....	8
11.	Average Daily Transaction Range (In Millions).....	9
	Figure 1 – Average Daily Transaction Range.....	9
12.	TLD Geographical Registrations Distribution	9
13.	Other Information.....	9
	Table 10 – Total Monthly Transactions by Category (In Millions).....	9
	Figure 2 – Total Transactions by Month (In millions)	10
	Figure 3 – TLD Registrations Distribution –October 31, 2002	11

VeriSign Registry Monthly Report –October, 2002

1. Accredited Registrar Status

Table 1 displays the current number and status of the ICANN accredited registrars. The registrars are grouped into three categories:

1. **Operational Registrars:** Those who have authorized access into the Shared Registration System (SRS) for processing domain name registrations.
2. **Registrars In The Ramp-Up Period:** Those who have received a password to access the Registry operational test and evaluation (OT&E) environment. The OT&E environment is provided to allow registrars to develop and test their systems with the SRS.
3. **Registrars In The Pre-Ramp-Up Period:** Those who have been sent a welcome letter from the VeriSign Registry but have not yet executed the Registry Confidentiality Agreement and/or have not yet submitted a completed Registrar Information Sheet. In most cases registrars are sent welcome letters via overnight express mail on the same day accreditation notification is received from ICANN.

Table 1 – Accredited Registrar Status – October 2002

Status	# of Registrars
Operational Registrars	115
Registrars In Ramp-Up Period	36
Registrars In Pre-Ramp-Up Period	28
Total	179

2. Service Level Agreement Performance

Table 2 compares Service Level Agreement (SLA) Requirements with Actual Performance for the reporting month. As required by the ICANN/VeriSign Registry Agreements (Section 21 for .com; Section 3.3 for .net and .org), the VeriSign Registry is committed to provide service levels as specified in Appendix D of the agreements and to comply with the requirements of the SLA in Appendix E of the agreements. The SLA is incorporated into the VeriSign Registry Registrar Agreement that is executed with all operational registrars. **Note:** *The SLA permits two 12-hour windows per year to perform major upgrades.*

Table 2 – Service Level Agreement Performance – October 2002

Metric	SLA Requirement	Actual Performance
Total outage	8 hours	0 hours 59 minutes
Unplanned outage	4 hours	0 hours 21 minutes
Check domain average	3 seconds	.01 seconds
Add domain average	5 seconds	.01 seconds

VeriSign Registry Monthly Report –October, 2002

3. TLD Zone File Access Activity

Table 3 summarizes the zone file access activity for the current reporting month. As required by the ICANN/VeriSign Registry Agreements (Section 21 for .com; Section 3.9 for .net and .org), the VeriSign Registry provides third parties bulk access to the zone files for the .com, .net, and .org TLDs.

Table 3 – gTLD Zone File Access Activity October 2002

Zone file access passwords previous month	718
New zone file access passwords	18
Total zone file access approvals end of reporting month	736

4. Completed SRS Software Releases

As required by the ICANN/VeriSign Registry Agreements (Section 21 for .com; Section 3.9 for .net and .org), **Table 4** shows significant releases that have occurred since January 2001. The VeriSign Registry Shared Registration System (SRS) is continually being improved to better meet the needs of accredited registrars.

Table 4 – Completed Shared Registration System Releases

Release Name	Features	Target Date	Complete Date
Multilingual	Start of resolution stage, phase 1.	Dec 00	15 Jan 01
Fairfax 1	Improvements in data integrity and serviceability	Mid February	24 Feb 01
Multilingual	Addition of code points to support European languages	26 Feb 01	26 Feb 01
Multilingual	Start of resolution phase 2	Mid March	19 April 01
Multilingual	Addition of code points to support Southeast Asian and Indian languages	Late March	19 April 01
Multilingual	Addition of code points to support Middle Eastern languages	Apr 01	19 April 01
Nile	User feature improvements including universal blocking required by the new agreements.	28 Sep 01	28 Sep 01
Escrow	Data escrow enhancements	31 Oct 01	14 Dec 01
Core Release 4.0	User features required by the new agreements to include global user id, bulk transfer from one registrar to many.	19 Jan 2002	19 Jan 2002
Core Release 4.1	Support of IPv.6, exclusion of orphan A records from gTLD zones, and minor enhancements for performance	18 Jun 2002	18 Jun 2002

VeriSign Registry Monthly Report –October, 2002

Release Name	Features	Target Date	Complete Date
Core Release 5.0	Migration of CSR/Registrar Tool from Dynamo to Weblogic, merge ASCII and IDN RRP application servers, restrict registration of name servers with invalid TLDs.	28 Sep 2002	28 Sep 2002
Core Release 5.1	Add ability to Restore a domain; Sync expiration dates; addition of 3 new statuses – redemption period, pending restore, and pending delete; modifications to the CSR/Registrar tools and WhoIs.	25 Jan 2003	

5. Domain Names Under Sponsorship – Per Registrar

This data will be provided under separate cover.

6. Name Servers Registered – Per Registrar

This data will be provided under separate cover.

7. Domain Names Registered by Registry Operator

Per the requirements of the .com registry agreement Section 24.B and the .net/.org registry agreements Section 3.6.2, as of 30 June 2002, the following names should be in Appendix X:

THE-VERISIGN-COM-NET-REGISTRY.COM
THE-VERISIGN-COM-NET-REGISTRY.NET
THE-VERISIGN-COM-NET-REGISTRY.ORG
THE-VERISIGN-REGISTRY.COM
THE-VERISIGN-REGISTRY.NET
THE-VERISIGN-REGISTRY.ORG
THEVERISIGNREGISTRY.COM
THEVERISIGNREGISTRY.NET
THEVERISIGNREGISTRY.ORG
VCNR.COM
VCNR.NET
VCNR.ORG
VERISIGN-COM-NET-REGISTRY.COM
VERISIGN-COM-NET-REGISTRY.NET
VERISIGN-COM-NET-REGISTRY.ORG
VERISIGNCNR.COM
VERISIGNCNR.NET
VERISIGNCNR.ORG
VRSN-CNR.COM
VRSN-CNR.NET
VRSN-CNR.ORG
VRSN-COM-NET-REGISTRY.COM
VRSN-COM-NET-REGISTRY.NET
VRSN-COM-NET-REGISTRY.ORG

VeriSign Registry Monthly Report –October, 2002

VRSNCNR.COM
VRSNCNR.NET
VRSNCNR.ORG
VRSNCOMNETREGISTRY.COM
VRSNCOMNETREGISTRY.NET
VRSNCOMNETREGISTRY.ORG

8. Whois Service Activity

Table 5 – Total Monthly “Whois” Queries (millions)

	Total Queries	Peak	Avg
Aug-01	595.8	22.4	19.2
Sep-01	519.2	23.3	17.3
Oct-01	478.7	21.4	15.4
Nov-01	460.1	27.1	15.3
Dec-01	739.0	29.3	23.8
Jan-02	740.3	39.8	23.9
Feb-02	701.4	33.2	25.0
Mar-02	731.6	37.9	23.6
Apr-02	735.4	41.4	24.5
May-02	651.7	34.6	21.0
Jun-02	607.9	29.0	20.3
Jul-02	633.6	28.5	20.4
Aug-02	686.8	34.4	22.2
Sep-02	651.2	33.0	21.7
Oct-02	769.0	34.9	24.8

9. Monthly Growth Trends

There are three main categories of monthly transactions executed by registrars via the Registry Registrar Protocol (RRP) with the Shared Registration System (SRS):

1. **Query** – This category includes the following transactions: query a domain and query a server.
2. **Write** – This category includes the following transactions: adding a new domain, deleting a domain, modifying a domain name record, renewing a domain, transferring a domain, adding a server, deleting a server and modifying a server record.
3. **Check** – This category includes the following transactions: check a domain and check a server.

Table 6 shows the number of domain name transactions for each of these categories.

Table 7 shows the number of name server transactions for each of these categories.

VeriSign Registry Monthly Report –October, 2002

Table 6 – Total Monthly Domain Name Transaction Trend by Category (millions)

	Total	Query	%	Write	%	Check	%
Aug-01	1,410.9	32.7	2.3%	67.2	4.8%	1,311.1	92.9%
Sep-01	2,607.0	27.2	1.0%	69.0	2.6%	2,510.8	96.3%
Oct-01	2,524.8	26.6	1.1%	57.9	2.3%	2,440.4	96.7%
Nov-01	3,627.0	27.8	0.8%	210.3	5.8%	3,388.9	93.4%
Dec-01	4,069.9	42.8	1.1%	428.5	10.5%	3,598.5	88.4%
Jan-02	3,478.5	39.8	1.1%	439.5	12.6%	2,999.2	86.2%
Feb-02	3,191.9	37.6	1.2%	345.7	10.8%	2,808.6	88.0%
Mar-02	2,936.9	33.1	1.1%	774.7	26.4%	2,129.1	72.5%
Apr-02	1,685.5	33.3	2.0%	562.0	33.3%	1,090.3	64.7%
May-02	5,154.4	37.1	0.7%	1795.3	34.8%	3,322.0	64.4%
Jun-02	3,236.2	23.7	0.7%	1211.0	37.4%	2,001.5	61.8%
Jul-02	2,680.9	26.6	1.0%	1805.2	67.3%	849.1	31.7%
Aug-02	1,661.1	34.5	2.1%	1225.4	73.8%	401.1	24.2%
Sep-02	3,044.4	32.4	1.1%	2533.8	83.2%	478.2	15.7%
Oct-02	4,718.9	31.8	0.7%	4070.5	86.3%	616.6	13.1%

Table 7 –Total Monthly Name Server Transactions by Category (millions)

	Total	Query	%	Write	%	Check	%
Aug-01	9.8	3.5	35.6%	0.9	9.1%	5.4	55.3%
Sep-01	9.8	3.0	31.1%	0.7	6.7%	6.1	62.1%
Oct-01	20.6	12.3	59.6%	0.8	3.7%	7.6	36.7%
Nov-01	32.6	12.7	38.9%	0.6	1.9%	19.3	59.2%
Dec-01	26.7	11.4	42.6%	0.5	1.9%	14.8	55.5%
Jan-02	28.4	14.7	52.0%	0.6	2.0%	13.0	46.0%
Feb-02	20.4	12.3	60.2%	0.5	2.4%	7.6	37.4%
Mar-02	23.1	13.7	59.2%	0.2	1.1%	9.2	39.7%
Apr-02	24.4	13.2	54.0%	0.2	0.8%	11.0	45.2%
May-02	22.7	12.8	56.4%	0.2	0.9%	9.7	42.7%
Jun-02	19.4	11.6	59.6%	0.2	1.2%	7.6	39.2%
Jul-02	20.9	11.9	57.2%	0.3	1.6%	8.6	41.2%
Aug-02	19.1	11.4	59.7%	0.2	1.1%	7.5	39.2%
Sep-02	18.4	11.4	61.8%	0.1	0.7%	6.9	37.4%
Oct-02	20.5	12.0	58.9%	0.2	0.8%	8.3	40.4%

10. Total Number of Transactions by Subcategory by Month

Table 8 shows the number of domain name ‘write’ transactions. Table 9 shows the number of name server ‘write’ transactions.

Table 8 – Total Monthly Domain Name Write Transactions by Subcategory (millions)

	Total	Add	Delete	Modify	Renew	Transfer
Aug-01	67.2	60.8	1.1	4.1	0.7	0.5
Sep-01	69.0	63.3	1.3	3.4	0.5	0.5
Oct-01	57.9	51.6	1.2	4.0	0.5	0.5
Nov-01	210.3	203.3	1.7	4.3	0.5	0.5
Dec-01	428.5	419.5	1.6	6.3	0.5	0.6
Jan-02	439.5	428.6	1.1	8.2	0.7	0.8
Feb-02	345.7	333.4	1.6	9.4	0.7	0.6
Mar-02	774.7	762.7	3.2	7.5	0.7	0.6
Apr-02	562.0	550.7	3.1	7.0	0.6	0.6
May-02	1795.3	1783.8	2.2	7.8	0.6	0.9
Jun-02	1211.0	1202.9	1.4	5.5	0.5	0.6
Jul-02	1805.2	1797.3	1.1	5.5	0.5	0.8
Aug-02	1225.4	1213.1	1.2	9.7	0.5	0.9
Sep-02	2533.8	2526.1	0.9	5.2	0.6	1.0
Oct-02	4070.5	4060.1	1.0	7.6	0.5	1.3

Table 9 - Total Monthly Name Server Write Transactions by Subcategory (millions)

	Total	Add	Delete	Modify
Aug-01	0.89	0.84	0.01	0.03
Sep-01	0.66	0.59	0.05	0.02
Oct-01	0.77	0.69	0.05	0.03
Nov-01	0.62	0.56	0.02	0.04
Dec-01	0.50	0.44	0.02	0.04
Jan-02	0.57	0.52	0.01	0.04
Feb-02	0.49	0.45	0.01	0.03
Mar-02	0.25	0.17	0.05	0.03
Apr-02	0.18	0.14	0.02	0.03
May-02	0.21	0.15	0.03	0.03
Jun-02	0.23	0.11	0.08	0.03
Jul-02	0.34	0.08	0.21	0.04
Aug-02	0.20	0.08	0.05	0.07
Sep-02	0.14	0.08	0.03	0.03
Oct-02	0.15	0.09	0.03	0.03

11. Average Daily Transaction Range (In Millions)

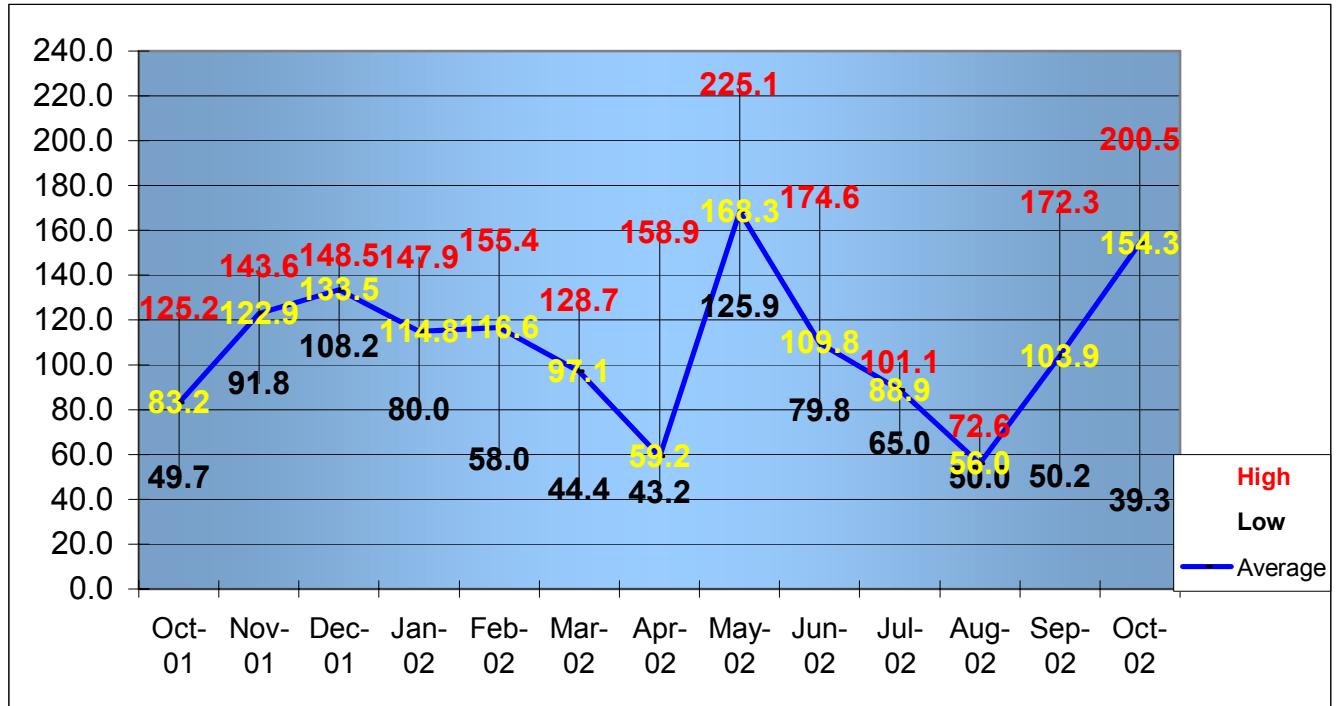


Figure 1 – Average Daily Transaction Range

12. TLD Geographical Registrations Distribution

The VeriSign Registry does not have registrant contact information.

13. Other Information

The following information is not required in the ICANN/VeriSign Registry Agreements but is provided as a continuation of data that was provided in monthly reports prior to the effective dates of the current agreements.

Table 10 shows the trend of total monthly transactions (domain names and name servers) for the .com, .net and .org TLDs.

Table 10 – Total Monthly Transactions by Category (In Millions)

	Total	Query	%	Write	%	Check	%
Aug-01	1,420.7	36.2	2.5%	68.1	4.8%	1,316.5	92.7%
Sep-01	2,616.8	30.2	1.2%	69.7	2.7%	2,516.9	96.2%
Oct-01	2,545.4	38.9	1.5%	58.6	2.3%	2,447.9	96.2%
Nov-01	3,659.6	40.5	1.1%	210.9	5.8%	3,408.3	93.1%

VeriSign Registry Monthly Report –October, 2002

	Total	Query	%	Write	%	Check	%
Dec-01	4,096.6	54.2	1.3%	429.0	10.5%	3,613.3	88.2%
Jan-02	3,506.8	54.5	1.6%	440.1	12.5%	3,012.2	85.9%
Feb-02	3,212.2	49.8	1.6%	346.2	10.8%	2,816.2	87.7%
Mar-02	2,960.0	46.8	1.6%	775.0	26.2%	2,138.2	72.2%
Apr-02	1,709.9	46.4	2.7%	562.2	32.9%	1,101.3	64.4%
May-02	5,177.0	49.9	1.0%	1795.5	34.7%	3,331.7	64.4%
Jun-02	3,255.6	35.3	1.1%	1211.3	37.2%	2,009.1	61.7%
Jul-02	2,701.7	38.5	1.4%	1805.5	66.8%	857.7	31.7%
Aug-02	1,680.1	45.9	2.7%	1225.6	72.9%	408.6	24.3%
Sep-02	3,062.7	43.8	1.4%	2533.9	82.7%	485.1	15.8%
Oct-02	4,739.3	43.8	0.9%	4070.7	85.9%	624.9	13.2%

Figure 2 displays the monthly growth trend in total Registry transactions (domain names and name servers) in millions for the .com, .net and .org TLDs.

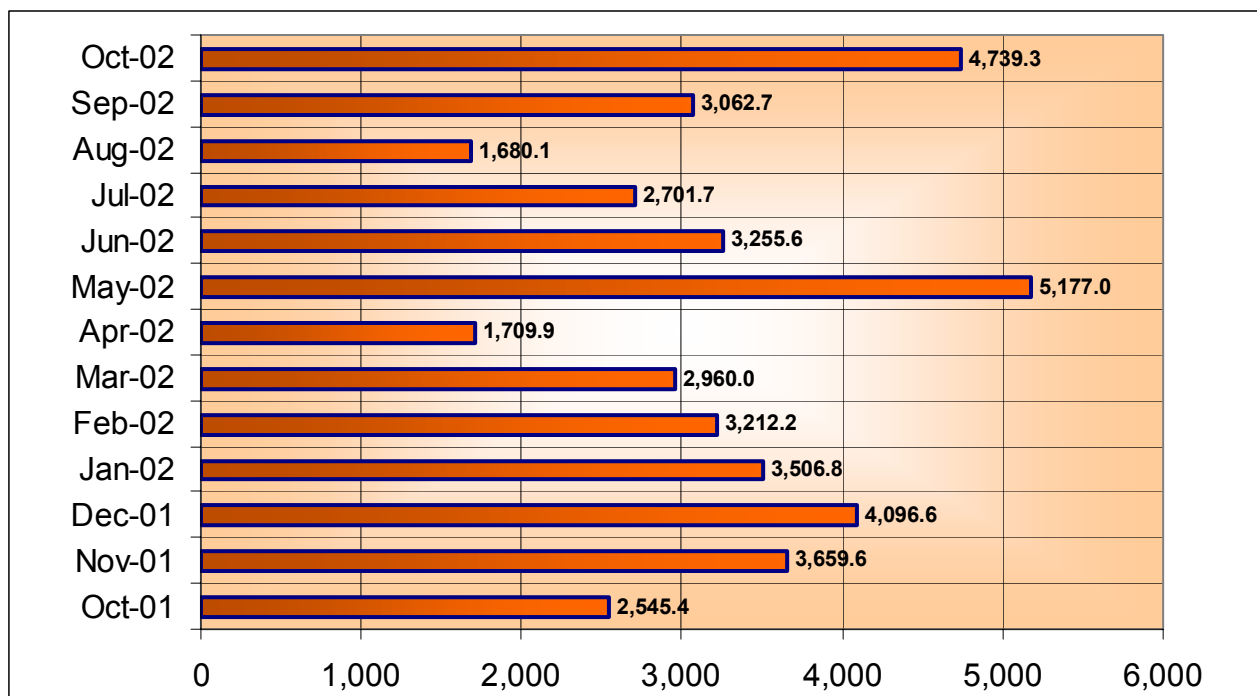


Figure 2 – Total Transactions by Month (In millions)

VeriSign Registry Monthly Report –October, 2002

Figure 3 shows the percent of second-level domain names registered in each of the .com, .net and .org gTLDs as of the end of the current reporting month.

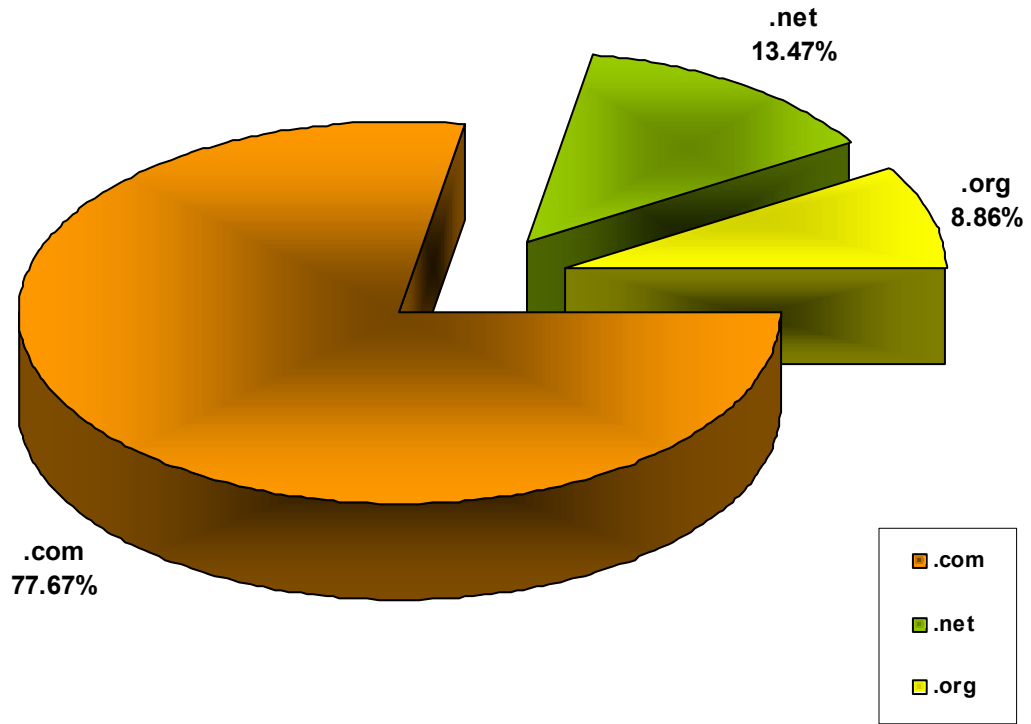


Figure 3 – TLD Registrations Distribution –October 31, 2002

The following information is provided as required by the ICANN/VeriSign Registry Agreements (.com, Section 8; .net and .org, Section 3.15; and requirements 5 and 6 in Appendix T for all three agreements). As stated in Appendix T, the following information "shall be kept confidential by ICANN until three months after the end of the month to which the report relates."

Total Registrations in the VeriSign Registry Database and Name Server Count as of October 31, 2002

REGISTRAR	COM	NET	ORG	Total Domain Names	Name Servers
007Names, Inc.	1,666	265	178	2,109	60
1 Domain Names International, Inc. d/b/a 1dni.com	1,729	273	181	2,183	85
1 eNameCo.	14,021	2,895	2,613	19,529	590
123 Easy Domain Names dba Signature Domains	17,110	6,960	3,836	27,906	381
123 Registration, Inc.	3,351	735	512	4,598	119
1stDomain.net, division of G+D International LLC	10,313	2,226	1,528	14,067	1,273
A Technology Company, Inc. d/b/a namesystem.com	2,876	368	254	3,498	55
Abacus America, Inc. dba Names4Ever	94,540	15,339	10,706	120,585	2,719
Active ISP ASA	54,249	9,905	5,797	69,951	207
Address Creation	8,237	980	858	10,075	284
Alices Registry, Inc.	102	35	31	168	11
All West Communications, Inc. d/b/a AW Registry	26,409	4,853	2,795	34,057	1,740
Alldomains.com Inc.	89,481	12,044	7,701	109,226	1,779
AllGlobalNames S.A.	73	32	30	135	6
America Online, Inc. dba AOL and/or CompuServe-AOL	3,902	1,369	1,060	6,331	78
Arsys Internet, S.L. d/b/a soloregistros.com	4,817	841	616	6,274	24
Ascio Technologies, Inc.	78,806	20,615	11,868	111,289	707
BB Online UK Ltd	9,089	1,836	1,152	12,077	222
Blueberry Hill Comm., Inc. dba 4Domains.com	5,527	890	641	7,058	153
BookMyName SAS	7,462	1,294	902	9,658	141
BulkRegister.com, Inc.	1,060,317	168,632	105,013	1,333,962	27,569
Capital Networks Pty LTD	48,083	6,809	3,341	58,233	1,703
Catalog.com, Inc.	28,136	3,543	3,436	35,115	207
CommuniGal Communications Ltd	2,329	37	13	2,379	1
Computer Services Langenbach GmbH dba joker.com	326,858	73,493	38,763	439,114	8,155
ComputerDataNetworks dba shop4domain/netonedomains	7,005	290	168	7,463	39
CORE Internet Council of Registrars	372,118	91,252	51,160	514,530	10,893
Corporate Domains, Inc.	1,962	648	437	3,047	66
Cronon AG Berlin, Niederlassung Regensburg	38,931	13,900	8,194	61,025	1,201
Deutsche Telekom AG	5,099	1,493	1,527	8,119	96

The following information is provided as required by the ICANN/VeriSign Registry Agreements (.com, Section 8; .net and .org, Section 3.15; and requirements 5 and 6 in Appendix T for all three agreements). As stated in Appendix T, the following information "shall be kept confidential by ICANN until three months after the end of the month to which the report relates."

Total Registrations in the VeriSign Registry Database and Name Server Count as of October 31, 2002

REGISTRAR	COM	NET	ORG	Total Domain Names	Name Servers
Direct Information Pvt. Ltd., dba Directl.com	23,538	2,871	2,235	28,644	1,348
Domain Bank, Inc.	149,179	22,851	14,225	186,255	2,709
Domain Intellect Pty. Ltd	93,860	821	560	95,241	45
Domain Registration Services	30,892	4,212	3,586	38,690	1,741
DomainDiscover	316,271	64,662	37,623	418,556	6,180
Domaininfo AB d/b/a domaininfo.com	21,055	5,259	3,623	29,937	2,691
DomainName, Inc.	1,715	255	160	2,130	3
DomainPeople, Inc.	108,330	16,388	10,578	135,296	6,514
DomainRegistry.com, Inc.	8,433	1,326	1,313	11,072	397
Domainsite.com, Inc.	17,155	3,023	2,150	22,328	209
DomainZoo.com, Inc.	6,450	1,474	939	8,863	124
DomReg Ltd.	5,896	2		5,898	28
Dotster, Inc.	455,694	77,239	54,674	587,607	23,979
Eastern Communications Co., Ltd.	7,362	900	337	8,599	197
Easyspace LTD	127,273	22,030	11,950	161,253	2,467
eMarkmonitor Inc. dba Markmonitor	5,514	1,296	1,253	8,063	105
EnCirca Inc	367	46	23	436	6
EnetRegistry.com Corporation	375	68	34	477	36
eNom, Inc.	1,088,531	150,064	88,286	1,326,881	28,056
EPAG Enter-Price Multimedia AG	45,235	19,392	12,133	76,760	320
G.K. Group, L.L.C.	73,645	13,432	9,262	96,339	3,718
Gabia, Inc.	125,254	28,254	9,481	162,989	11,276
GANDI	248,344	61,000	47,248	356,592	14,583
Global Media Online, Inc	176,735	39,085	13,238	229,058	21,223
Globedom Datenkommunikations GmbH	3,393	1,004	465	4,862	321
Go Daddy Software, Inc.	1,038,920	178,208	112,729	1,329,857	36,778
HANGANG Systems, Inc. d/b/a doregi.com	82,196	20,145	5,143	107,484	7,129
I.D.R. Internet Domain Registry Ltd.	3,097	160	156	3,413	54
iHoldings.com, Inc. d/b/a Dotregistrar.com	529,710	69,414	31,830	630,954	6,163
Innerwise, Inc. d/b/a ItsYourDomain.com	276,932	38,329	23,361	338,622	5,190
InterAccess Co.	1,544	381	387	2,312	36
Interactive Telecom Network, Inc.	2,178	249	26	2,453	8
Intercosmos Media Group, Inc. d/b/a directNIC.com	567,068	74,338	44,830	686,236	15,910

The following information is provided as required by the ICANN/VeriSign Registry Agreements (.com, Section 8; .net and .org, Section 3.15; and requirements 5 and 6 in Appendix T for all three agreements). As stated in Appendix T, the following information "shall be kept confidential by ICANN until three months after the end of the month to which the report relates."

Total Registrations in the VeriSign Registry Database and Name Server Count as of October 31, 2002

REGISTRAR	COM	NET	ORG	Total Domain Names	Name Servers
Interdomain, S.A.	29,908	4,496	2,733	37,137	604
Internetters Limited	1,049	119	28	1,196	0
Key-Systems GmbH	18,607	4,745	2,834	26,186	1,337
Korea Information Certificate Authority Inc dba DomainCA.com	1,274	217	54	1,545	51
Melbourne IT, Ltd. d/b/a Internet Names Worldwide	1,283,954	214,519	129,401	1,627,874	13,229
Mobilcom City Line GmbH dba topnet AG	55	50	17	122	8
Moniker Online Services, Inc.	20,036	2,308	1,101	23,445	132
NAMEBAY	31,753	6,218	3,897	41,868	965
NameEngine, Inc.	6,704	1,713	1,326	9,743	124
NameScout Corp	31,713	5,181	3,842	40,736	795
NamesDirect.Com, Inc.	99,174	18,228	12,380	129,782	2,290
NameSecure.com	97,395	16,287	13,598	127,280	1,226
NameTree, Inc.	15		1	16	0
Netbenefit PLC aka NetNames	26,158	6,783	5,042	37,983	125
Neteka, Inc. dba namesbeyond.com	3,894	564	349	4,807	84
Netpia.com, Inc.	93,124	18,746	5,740	117,610	3,746
Network Solutions, Inc.	6,809,560	1,144,819	933,460	8,887,839	341,689
Nominalia Internet S.L.	1,743	393	281	2,417	319
NORDNET	66,664	4,439	3,357	74,460	178
Omnis Network, LLC	9,824	1,349	1,152	12,325	586
OnlineNIC, Inc.	294,445	42,918	15,515	352,878	3,939
OVH	8,606	2,227	1,418	12,251	893
pairNIC	9,910	1,633	1,880	13,423	521
Parava Networks Inc dba RegistrareYa.com nAame.com	29,887	5,450	3,006	38,343	981
pAsia, Inc.	2,997	626	265	3,888	254
Primus Telco Pty Ltd dba PrimusDomain/PlanetDomain	15,067	2,775	1,604	19,446	1,261
PSI-Japan, Inc.	27,398	5,142	1,861	34,401	4,636
R&K GlobalBusinessServices,Inc. dba 000Domains.com	449	71	30	550	7
register.com, Inc.	2,276,381	394,862	255,327	2,926,570	77,676
Register.it SPA	9,782	2,340	1,490	13,612	73
Registration Technologies, Inc.	17,478	6,612	3,462	27,552	53
SafeNames Ltd	166	36	19	221	6
Schlund+Partner AG	382,067	133,767	71,410	587,244	1,603

The following information is provided as required by the ICANN/VeriSign Registry Agreements (.com, Section 8; .net and .org, Section 3.15; and requirements 5 and 6 in Appendix T for all three agreements). As stated in Appendix T, the following information "shall be kept confidential by ICANN until three months after the end of the month to which the report relates."

Total Registrations in the VeriSign Registry Database and Name Server Count as of October 31, 2002

REGISTRAR	COM	NET	ORG	Total Domain Names	Name Servers
Secura GmbH	3,599	1,025	707	5,331	140
Stargate Communications, Inc.	151,882	25,816	15,029	192,727	5,403
The Name It Corporation dba aitdomains.com	74,359	10,797	7,500	92,656	2,274
The Registry at Info Avenue d/b/a IA Registry	97,537	6,092	4,853	108,482	345
TLDs, Inc. dba SRSplus	39,653	8,454	4,561	52,668	1,431
Today and Tomorrow Co. Ltd.	3,616	1,090	190	4,896	231
TotalRegistrations	31,072	6,258	2,884	40,214	1,056
Transpac	21,454	3,001	2,103	26,558	475
Tucows, Inc.	2,429,609	423,606	267,550	3,120,765	73,768
Universal Registration Services, Inc.	3,428	1,057	609	5,094	1
Venture.co, Inc. dba DomainCity	285	22	2	309	9
Verisign Global Registry Services	10	10	10	30	10
Virtual Internet Plc.	1,626	309	166	2,101	9
Wild West Domains, Inc.	30,014	4,511	2,544	37,069	1,073
Wooho T&C Co., Ltd. d/b/a rnames.com	2,581	716	150	3,447	263
Xin Net Corp.	139,940	22,704	4,589	167,233	5,631
YesNIC Co. Ltd.	171,013	39,439	9,215	219,667	19,497
TOTALS	22,875,654	3,966,570	2,609,691	29,451,915	831,115