



Registry Operator's MONTHLY REPORT

July 2003

Prepared: August 18, 2003

**VeriSign Naming and Directory Services
21345 Ridgetop Circle
Dulles, VA 20166-6503**

As required by the ICANN/VeriSign Registry Agreements (Section 8 for .com; Section 3.15 for .net), this report provides an overview of VeriSign Registry activity through the end of the reporting month. The information is primarily presented in table and chart format with text explanations as deemed necessary. The information is provided in the order as listed in *Appendix T* of the Registry Agreements. Pursuant to the agreements, "...items 5 - 15 shall be kept confidential by ICANN until three months after the end of the month to which the report relates."

Information is organized as follows:

1.	Accredited Registrar Status.....	3
	Table 1 – Accredited Registrar Status – July 2003.....	3
2.	Service Level Agreement Performance.....	3
	Table 2 – Service Level Agreement Performance – July 2003	3
3.	TLD Zone File Access Activity	4
	Table 3 – gTLD Zone File Access Activity – July 2003	4
4.	Completed SRS Software Releases.....	4
	Table 4 – Completed Shared Registration System Releases	4
5.	Domain Names Under Sponsorship – Per Registrar	5
6.	Name Servers Registered – Per Registrar	5
7.	Domain Names Registered by Registry Operator	5
8.	Whois Service Activity	5
	Table 5 – Total Monthly “Whois” Queries (millions).....	5
9.	Monthly Growth Trends.....	6
	Table 6 – Total Monthly Domain Name Transaction Trend by Category (millions).....	6
	Table 7 – Total Monthly Name Server Transactions by Category (millions)	7
10.	Total Number of Transactions by Subcategory by Month.....	7
	Table 8 – Total Monthly Domain Name Write Transactions by Subcategory (millions)	8
	Table 9 – Total Monthly Name Server Write Transactions by Subcategory (millions)	8
11.	Average Daily Transaction Range (In Millions).....	9
	Figure 1 – Average Daily Transaction Range.....	9
12.	TLD Geographical Registrations Distribution.....	9
13.	Deleted Names - Per Registrar	9
14.	Restored Names - Per Registrar	9
15.	Violations of Registrar Restore Report - Per Registrar	10
16.	Other Information.....	10
	Table 10 – Total Monthly Transactions by Category (In Millions).....	10
	Figure 2 – Total Transactions by Month (In millions)	11
	Figure 3 – TLD Registrations Distribution July 30, 2003	11

1. Accredited Registrar Status

Table 1 displays the current number and status of the ICANN accredited registrars. The registrars are grouped into three categories:

1. **Operational Registrars:** Those who have authorized access into the Shared Registration System (SRS) for processing domain name registrations.
2. **Registrars In The Ramp-Up Period:** Those who have received a password to access the Registry operational test and evaluation (OT&E) environment. The OT&E environment is provided to allow registrars to develop and test their systems with the SRS.
3. **Registrars In The Pre-Ramp-Up Period:** Those who have been sent a welcome letter from the VeriSign Registry but have not yet executed the Registry Confidentiality Agreement and/or have not yet submitted a completed Registrar Information Sheet. In most cases registrars are sent welcome letters via overnight express mail on the same day accreditation notification is received from ICANN.

Table 1 – Accredited Registrar Status – July 2003

Status	# of Registrars Current
Operational Registrars	137
Registrars In Ramp-Up Period	29
Registrars In Pre-Ramp-Up Period	21
Total	187

2. Service Level Agreement Performance

Table 2 compares Service Level Agreement (SLA) Requirements with Actual Performance for the reporting month. As required by the ICANN/VeriSign Registry Agreements (Section 21 for .com; Section 3.3 for .net), the VeriSign Registry is committed to provide service levels as specified in Appendix D of the agreements and to comply with the requirements of the SLA in Appendix E of the agreements. The SLA is incorporated into the VeriSign Registry Registrar Agreement that is executed with all operational registrars. **Note:** *The SLA permits two 12-hour windows per year to perform major upgrades.*

Table 2 – Service Level Agreement Performance – July 2003

Metric	SLA Requirement	Actual Performance
Total outage	8 hours	3 hours 10 minutes
Unplanned outage	4 hours	0 hours 00 minutes
Check domain average	3 seconds	.01 seconds
Add domain average	5 seconds	.02 seconds

3. TLD Zone File Access Activity

Table 3 summarizes the zone file access activity for the current reporting month. As required by the ICANN/VeriSign Registry Agreements (Section 21 for .com; Section 3.9 for .net), the VeriSign Registry provides third parties bulk access to the zone files for the .com and .net TLDs.

Table 3 – gTLD Zone File Access Activity – July 2003

Zone file access passwords previous month	895
New zone file access passwords	11
Total zone file access approvals end of reporting month	906

4. Completed SRS Software Releases

As required by the ICANN/VeriSign Registry Agreements (Section 21 for .com; Section 3.9 for .net), **Table 4** shows significant releases that have occurred since January 2002. The VeriSign Registry Shared Registration System (SRS) is continually being improved to better meet the needs of accredited registrars.

Table 4 – Completed Shared Registration System Releases

Release Name	Features	Target Date	Complete Date
Core Release 4.0	User features required by the new agreements to include global user id, bulk transfer from one registrar to many.	19 Jan 2002	19 Jan 2002
Core Release 4.1	Support of IPv.6, exclusion of orphan A records from gTLD zones, and minor enhancements for performance	18 Jun 2002	18 Jun 2002
Core Release 5.0	Migration of CSR/Registrar Tool from Dynamo to Weblogic, merge ASCII and IDN RRP application servers, restrict registration of name servers with invalid TLDs.	28 Sep 2002	28 Sep 2002
Core Release 5.1	Add ability to Restore a domain; Sync expiration dates; addition of 3 new statuses – redemption period, pending restore, and pending delete; modifications to the CSR/Registrar tools and Whois.	25 Jan 2003	25 Jan 2003
Core Release 5.2	IDN TC/SC variant blocking, RGP monthly reports, .org name server registrations, miscellaneous bug fixes.	26 April 2003	26 April 2003
Core Release 5.2.1	Chinese IDN variants	17 May 2003	17 May 2003

Release Name	Features	Target Date	Complete Date
Core Release 5.3	IDN Punycode migration, IDN language tags, prohibited Unicode points	27 Sep 2003	

5. Domain Names Under Sponsorship – Per Registrar

This data will be provided under separate cover.

6. Name Servers Registered – Per Registrar

This data will be provided under separate cover.

7. Domain Names Registered by Registry Operator

Per the requirements of the .com registry agreement Section 24.B and the .net registry agreements Section 3.6.2, as of 30 June 2002, the following names should be in Appendix X:

THE-VERISIGN-COM-NET-REGISTRY.COM
 THE-VERISIGN-COM-NET-REGISTRY.NET
 THE-VERISIGN-REGISTRY.COM
 THE-VERISIGN-REGISTRY.NET
 THEVERISIGNREGISTRY.COM
 THEVERISIGNREGISTRY.NET
 VCNR.COM
 VCNR.NET
 VERISIGN-COM-NET-REGISTRY.COM
 VERISIGN-COM-NET-REGISTRY.NET
 VERISIGNCNR.COM
 VERISIGNCNR.NET
 VRSN-CNR.COM
 VRSN-CNR.NET
 VRSN-COM-NET-REGISTRY.COM
 VRSN-COM-NET-REGISTRY.NET
 VRSNCNR.COM
 VRSNCNR.NET
 VRSNCOMNETREGISTRY.COM
 VRSNCOMNETREGISTRY.NET

8. Whois Service Activity

Table 5 – Total Monthly “Whois” Queries (millions)

	Total Queries	Peak	Avg
Apr-02	735.4	41.4	24.5

	Total Queries	Peak	Avg
May-02	651.7	34.6	21.0
Jun-02	607.9	29.0	20.3
Jul-02	633.6	28.5	20.4
Aug-02	686.8	34.4	22.2
Sep-02	651.2	33.0	21.7
Oct-02	769.0	34.9	24.8
Nov-02	829.0	41.2	27.6
Dec-02	753.0	34.3	24.3
Jan-03	790.2	37.1	25.5
Feb-03	732.0	38.4	26.1
Mar-03	784.4	34.7	25.3
Apr-03	786.7	31.2	26.2
May-03	1,040.7	45.6	33.6
Jun-03	1,166.9	64.3	38.9
Jul-03	1,110.5	58.1	35.8

9. Monthly Growth Trends

There are six reported categories of monthly transactions executed by all registrars via the Registry Registrar Protocol (RRP) with the Shared Registration System (SRS):

1. **Write Domain** – This category includes the following transactions: adding a new domain, deleting a domain, modifying a domain name record, renewing a domain, auto-renew, transferring a domain, sync domain and restore a domain.
2. **Query Domain** – This category includes the following transactions: query a domain and query a domain transfer status.
3. **Check Domain** – This category includes the following transaction: check a domain.
4. **Write Server** – This category includes the following transactions: add name server, modify name server and delete name server.
5. **Query Server** – This category includes the following transaction: query name server.
6. **Check Server** – This category includes the following transaction: check name server.

Table 6 shows the number of domain name transactions for each of these categories.

Table 7 shows the number of name server transactions for each of these categories.

Table 6 – Total Monthly Domain Name Transaction Trend by Category (millions)

	Total	Write	%	Query	%	Check	%
Apr-02	1,685.5	562.0	33.3%	33.3	2.0%	1,090.3	64.7%
May-02	5,154.4	1,795.3	34.8%	37.1	0.7%	3,322.0	64.4%
Jun-02	3,236.2	1,211.0	37.4%	23.7	0.7%	2,001.5	61.8%

	Total	Write	%	Query	%	Check	%
Jul-02	2,680.9	1,805.2	67.3%	26.6	1.0%	849.1	31.7%
Aug-02	1,661.1	1,225.4	73.8%	34.5	2.1%	401.1	24.2%
Sep-02	3,044.4	2,533.8	83.2%	32.4	1.1%	478.2	15.7%
Oct-02	4,718.9	4,070.5	86.3%	31.8	0.7%	616.6	13.1%
Nov-02	4,953.5	4,324.4	87.3%	35.6	0.7%	593.5	12.0%
Dec-02	5,184.0	4,614.3	89.0%	37.3	0.7%	532.4	10.3%
Jan-03	5,238.7	4,687.7	89.5%	45.8	0.9%	505.2	9.6%
Feb-03	4,430.2	4,079.9	92.1%	40.5	0.9%	309.8	7.0%
Mar-03	4,034.1	3,481.7	86.3%	40.6	1.0%	511.8	12.7%
Apr-03	2,291.7	1,755.5	76.6%	46.8	2.0%	489.5	21.4%
May-03	1,921.6	1,436.1	74.7%	45.6	2.4%	439.9	22.9%
Jun-03	2,273.2	1,794.7	79.0%	49.7	2.2%	428.8	18.9%
Jul-03	2,601.3	2,177.6	83.7%	43.2	1.7%	380.5	14.6%

Table 7 –Total Monthly Name Server Transactions by Category (millions)

	Total	Write	%	Query	%	Check	%
Apr-02	24.4	0.2	0.8%	13.2	54.0%	11.0	45.2%
May-02	22.7	0.2	0.9%	12.8	56.4%	9.7	42.7%
Jun-02	19.4	0.2	1.2%	11.6	59.6%	7.6	39.2%
Jul-02	20.9	0.3	1.6%	11.9	57.2%	8.6	41.2%
Aug-02	19.1	0.2	1.1%	11.4	59.7%	7.5	39.2%
Sep-02	18.4	0.1	0.7%	11.4	61.8%	6.9	37.4%
Oct-02	20.5	0.2	0.8%	12.0	58.9%	8.3	40.4%
Nov-02	20.8	0.2	0.8%	13.5	65.0%	7.1	34.2%
Dec-02	18.5	0.2	0.9%	12.0	65.0%	6.3	34.0%
Jan-03	26.0	0.2	0.9%	13.9	53.5%	11.8	45.6%
Feb-03	23.6	0.3	1.3%	13.1	55.7%	10.1	43.0%
Mar-03	25.8	0.4	1.5%	13.6	52.7%	11.8	45.8%
Apr-03	23.1	0.4	1.8%	9.8	42.7%	12.8	55.5%
May-03	15.9	0.3	2.1%	4.1	25.7%	11.5	72.2%
Jun-03	16.0	0.3	2.1%	4.1	25.7%	11.5	72.2%
Jul-03	14.6	0.4	4.2%	4.1	27.9%	10.2	69.7%

10. Total Number of Transactions by Subcategory by Month

Table 8 shows the number of domain name ‘write’ transactions in subcategories as described in Subsections 9.1. The “Sync”, “Restore” and “No RGP Report” columns depict ACTUAL numbers where all other categories are shown in millions. Table 9 shows the number of name server “write” transactions by subcategory.

Table 8 – Total Monthly Domain Name Write Transactions by Subcategory (millions)

	In Millions								
	Total	Add	Delete	Modify	Renew	Trans	Sync	Restore	No RGP Report*
Apr-02	562.0	550.7	3.1	7.0	0.6	0.6	n/a	n/a	--
May-02	1,795.3	1,783.8	2.2	7.8	0.6	0.9	n/a	n/a	--
Jun-02	1,211.0	1,202.9	1.4	5.5	0.5	0.6	n/a	n/a	--
Jul-02	1,805.2	1,797.3	1.1	5.5	0.5	0.8	n/a	n/a	--
Aug-02	1,225.4	1,213.1	1.2	9.7	0.5	0.9	n/a	n/a	--
Sep-02	2,533.8	2,526.1	0.9	5.2	0.6	1.0	n/a	n/a	--
Oct-02	4,070.5	4,060.1	1.0	7.6	0.5	1.3	n/a	n/a	--
Nov-02	4,324.4	4,312.4	0.9	9.4	0.6	1.2	n/a	n/a	--
Dec-02	4,614.3	4,606.9	0.9	5.2	0.7	0.7	n/a	n/a	--
Jan-03	4,687.7	4,678.5	0.9	6.5	0.9	1.1	12	35	--
Feb-03	4,079.9	4,070.2	0.7	7.2	0.7	1.0	130	1,669	--
Mar-03	3,481.7	3,471.3	0.9	7.6	0.8	1.0	24	3,074	--
Apr-03	1,755.5	1,745.7	1.4	6.7	0.8	0.9	103	2,876	--
May-03	1,436.1	1,426.6	1.1	6.6	0.8	0.0	92	2,961	--
Jun-03	1,794.7	1,784.7	0.9	7.3	0.7	1.0	105	3,408	--
Jul-03	2,177.6	2,167.8	0.8	7.0	0.7	1.3	54	3,520	125

(NOTE*: The number in the “No RGP Report” column is calculated by taking the difference between the number of restore commands and the number of restore reports received in the month. This number may vary slightly from the actual number of restores for which no report was received for a given month because of timing between when the restore command was issued and when the report was received.

Table 9 – Total Monthly Name Server Write Transactions by Subcategory (millions)

	Total	Add	Delete	Modify
Apr-02	0.18	0.14	0.02	0.03
May-02	0.21	0.15	0.03	0.03
Jun-02	0.23	0.11	0.08	0.03
Jul-02	0.34	0.08	0.21	0.04
Aug-02	0.20	0.08	0.05	0.07
Sep-02	0.14	0.08	0.03	0.03
Oct-02	0.15	0.09	0.03	0.03
Nov-02	0.17	0.11	0.03	0.03
Dec-02	0.17	0.11	0.03	0.03
Jan-03	0.22	0.16	0.03	0.03
Feb-03	0.32	0.26	0.02	0.04
Mar-03	0.40	0.34	0.03	0.03

	Total	Add	Delete	Modify
Apr-03	0.42	0.35	0.03	0.03
May-03	0.33	0.27	0.03	0.03
Jun-03	0.33	0.27	0.03	0.03
Jul-03	0.36	0.29	0.03	0.04

11. Average Daily Transaction Range (In Millions)

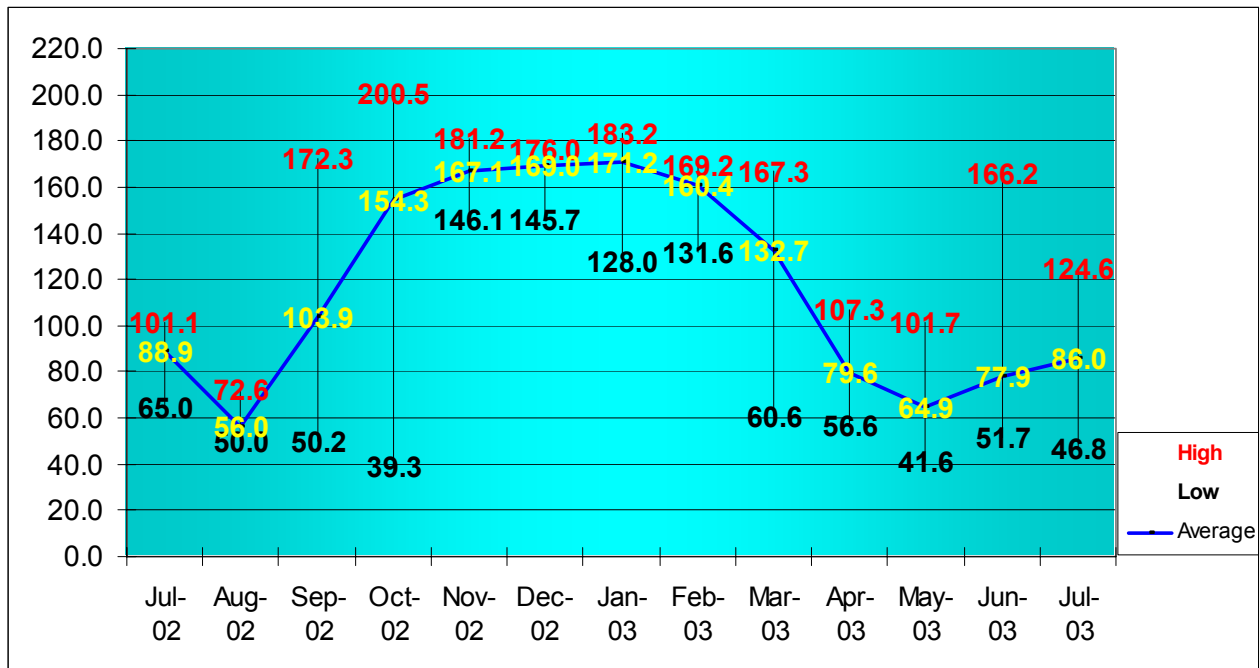


Figure 1 – Average Daily Transaction Range

12. TLD Geographical Registrations Distribution

The VeriSign Registry does not have registrant contact information.

13. Deleted Names - Per Registrar

This data will be provided under separate cover.

14. Restored Names - Per Registrar

This data will be provided under separate cover.

15. Violations of Registrar Restore Report - Per Registrar

This data is available through FTP site.

16. Other Information

The following information is not required in the ICANN/VeriSign Registry Agreements but is provided as a continuation of data that was provided in monthly reports prior to the effective dates of the current agreements.

Table 10 shows the trend of total monthly transactions (domain names and name servers) for the .com and .net and TLDs.

Table 10 – Total Monthly Transactions by Category (In Millions)

	Total	Write	%	Query	%	Check	%
Apr-02	1,709.9	562.2	32.9%	46.4	2.7%	1,101.3	64.4%
May-02	5,177.0	1,795.5	34.7%	49.9	1.0%	3,331.7	64.4%
Jun-02	3,255.6	1,211.3	37.2%	35.3	1.1%	2,009.1	61.7%
Jul-02	2,701.7	1,805.5	66.8%	38.5	1.4%	857.7	31.7%
Aug-02	1,680.1	1,225.6	72.9%	45.9	2.7%	408.6	24.3%
Sep-02	3,062.7	2,533.9	82.7%	43.8	1.4%	485.1	15.8%
Oct-02	4,739.3	4,070.7	85.9%	43.8	0.9%	624.9	13.2%
Nov-02	4,974.3	4,324.6	86.9%	49.1	1.0%	600.6	12.1%
Dec-02	5,202.5	4,614.5	88.7%	49.3	0.9%	538.7	10.4%
Jan-03	5,264.7	4,688.0	89.0%	59.7	1.1%	517.0	9.8%
Feb-03	4,453.8	4,080.2	91.6%	53.7	1.2%	319.9	7.2%
Mar-03	4,059.9	3,482.1	85.8%	54.2	1.3%	523.6	12.9%
Apr-03	2,314.8	1,755.9	75.9%	56.6	2.4%	502.3	21.7%
May-03	1,937.5	1,436.4	74.1%	49.7	2.6%	451.5	23.3%
Jun-03	2,289.2	1,795.1	78.4%	53.8	2.3%	440.3	19.2%
Jul-03	2,616.0	2,178.0	83.3%	47.3	1.8%	390.7	14.9%

Figure 2 displays the monthly growth trend in total Registry transactions (domain names and name servers) in millions for the .com and .net TLDs.

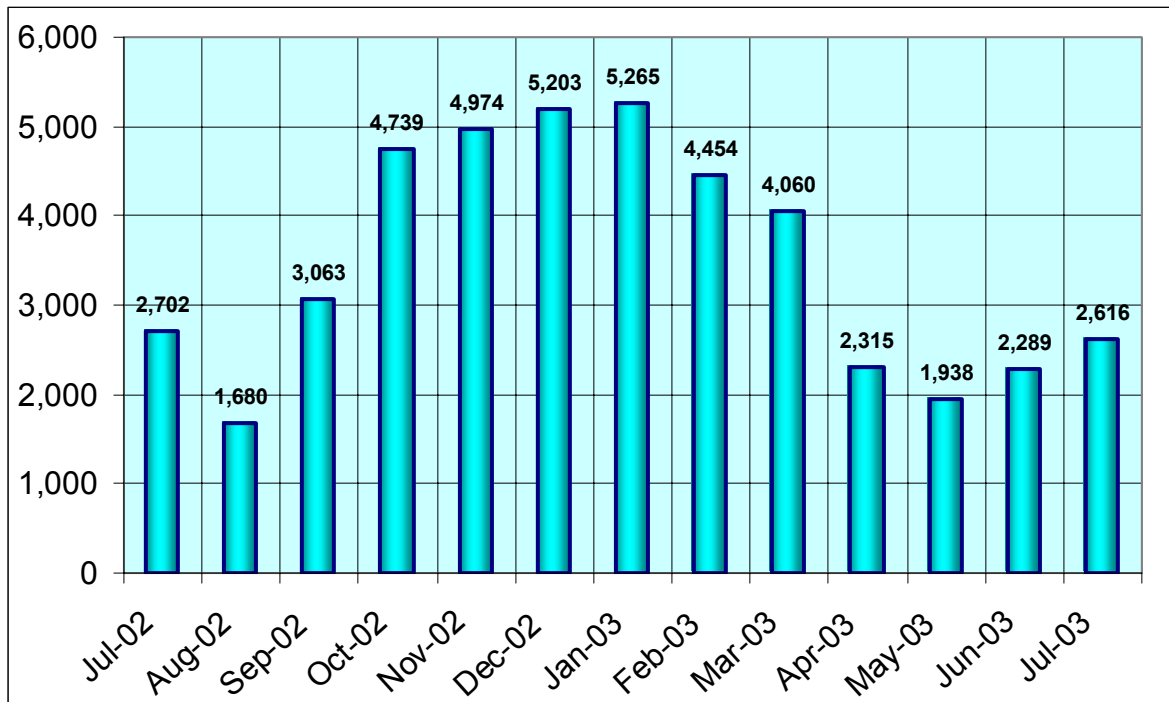


Figure 2 – Total Transactions by Month (In millions)

Figure 3 shows the percent of second-level domain names registered in each of the .com and .net gTLDs as of the end of the current reporting month.




Figure 3 – TLD Registrations Distribution July 30, 2003



The following information is provided as required by the ICANN/VeriSign Registry Agreements (.com, Section 8; and .net, Section 3.15; and requirements 5, 6, 13 and 14 in Appendix T for both agreements). As stated in Appendix T, the following information "shall be kept confidential by ICANN until three months after the end of the month to which the report relates." (Note: All numbers include ASCII and IDN.)

Total REGISTRATIONS in the VeriSign Registry Database and NAME SERVER COUNT as of July 31, 2003					July 2003 GROSS DELETES			July 2003 RESTORES		
REGISTRAR	COM	NET	Total Names	Name Servers	COM	NET	Total	COM	NET	Total
007Names, Inc.	2,188	276	2,464	82	18	3	21	0	0	0
1 Accredited Registrar	1,730	344	2,074	7	0	0	0	0	0	0
1 Domain Names International, Inc. d/b/a 1dni.com	3,951	593	4,544	127	12	0	12	0	0	0
1 eNameCo.	14,521	2,881	17,402	615	547	101	648	7	0	7
123 Easy Domain Names dba Signature Domains	14,452	5,302	19,754	409	265	38	303	0	0	0
123 Registration, Inc.	4,793	905	5,698	130	77	19	96	0	0	0
1stDomain.net, division of G+D International LLC	8,735	1,986	10,721	1,309	164	80	244	0	0	0
A Technology Company, Inc. d/b/a namesystem.com	5,086	891	5,977	179	35	3	38	0	0	0
AAAQ.COM, Inc.	14,462	2,188	16,650	320	15	0	15	0	0	0
Abacus America, Inc. dba Names4Ever	131,243	21,452	152,695	4,794	1,342	217	1,559	8	3	11
ABR Products, Inc. dba Nitin Networks	511	49	560	2	3	2	5	0	0	0
Active ISP ASA	57,911	10,935	68,846	286	720	177	897	8	1	9
Address Creation	9,898	1,229	11,127	414	202	36	238	1	1	2
Alices Registry, Inc.	1,113	162	1,275	13	2	0	2	0	0	0
All West Communications, Inc. d/b/a AW Registry	22,850	3,831	26,681	1,600	564	82	646	6	0	6
Alldomains.com Inc.	94,436	13,321	107,757	3,217	3,852	271	4,123	14	0	14
AllGlobalNames S.A.	1,393	373	1,766	74	0	0	0	0	0	0
America Online, Inc. dba AOL and/or CompuServe-AOL	4,759	1,599	6,358	77	0	0	0	0	0	0
Arsys Internet, S.L. d/b/a NICLINE.COM	38,998	5,482	44,480	123	11	8	19	0	0	0
Ascio Technologies, Inc.	95,584	23,530	119,114	1,181	1,148	267	1,415	34	6	40
AtCom Technology LLC	6,649	1,216	7,865	309	4	0	4	0	0	0
BB Online UK Ltd	11,663	2,139	13,802	310	212	30	242	2	0	2
Best Registration Services, Inc	55	2	57	0	0	0	0	0	0	0
Bizcn.com, Inc.	15,692	3,705	19,397	156	30	4	34	0	0	0
Blueberry Hill Comm., Inc. dba 4Domains.com	12,536	1,471	14,007	278	159	16	175	0	0	0
BookMyName SAS	20,155	3,636	23,791	260	116	38	154	1	0	1
BulkRegister, LLC.	1,014,085	149,447	1,163,532	32,337	23,270	4,038	27,308	95	1	96
Capital Networks Pty LTD	39,969	5,518	45,487	2,356	1,193	176	1,369	0	0	0
CAT, Inc. d/b/a Namezero.com	2,325	288	2,613	4	1	0	1	0	0	0
Catalog.com, Inc.	30,403	3,804	34,207	296	633	78	711	15	1	16

The following information is provided as required by the ICANN/VeriSign Registry Agreements (.com, Section 8; and .net, Section 3.15; and requirements 5, 6, 13 and 14 in Appendix T for both agreements). As stated in Appendix T, the following information "shall be kept confidential by ICANN until three months after the end of the month to which the report relates." (Note: All numbers include ASCII and IDN.)

Total REGISTRATIONS in the VeriSign Registry Database and NAME SERVER COUNT as of July 31, 2003					July 2003 GROSS DELETES			July 2003 RESTORES		
REGISTRAR	COM	NET	Total Names	Name Servers	COM	NET	Total	COM	NET	Total
CommuniGal Communications Ltd	7,926	918	8,844	84	13	5	18	0	0	0
Computer Services Langenbach GmbH dba joker.com	366,370	82,615	448,985	12,491	5,348	1,360	6,708	17	2	19
ComputerDataNetworks dba shop4domain/netonedomains	3,558	237	3,795	33	24	5	29	2	0	2
CORE Internet Council of Registrars	318,470	74,044	392,514	12,659	7,084	1,614	8,698	180	14	194
Corporate Domains, Inc.	3,007	970	3,977	119	13	43	56	0	0	0
Cronon AG Berlin, Niederlassung Regensburg	50,186	17,727	67,913	1,864	455	245	700	0	0	0
Cyidentity, Inc. d/b/a Cypack.com-Core	291	123	414	11	26	14	40	0	0	0
Deutsche Telekom AG	17,971	4,704	22,675	338	193	33	226	0	0	0
Direct Information Pvt. Ltd., dba Directl.com	52,365	7,328	59,693	3,766	761	76	837	3	1	4
Dodora Unified Communications, Inc.	3,045	474	3,519	95	1	0	1	0	0	0
Domain Bank, Inc.	143,060	21,407	164,467	2,977	3,202	449	3,651	58	2	60
Domain Monkeys, LLC	228	18	246	0	0	0	0	0	0	0
Domain Registration Services	27,448	3,977	31,425	1,925	726	139	865	11	1	12
Domain The Net Technologies (2)	360	59	419	0	10	0	10	0	0	0
Domain The Net Technologies Ltd.	498	51	549	16	0	0	0	0	0	0
DomainDiscover	357,483	73,962	431,445	7,929	5,480	943	6,423	4	2	6
Domaininfo AB d/b/a domaininfo.com	22,324	5,656	27,980	3,596	183	59	242	0	0	0
DomainName, Inc.	5,833	856	6,689	20	3	0	3	0	0	0
DomainPeople, Inc.	114,884	16,536	131,420	8,395	3,188	717	3,905	17	1	18
DomainProcessor.com	929	135	1,064	14	0	0	0	0	0	0
DomainRegistry.com, Inc.	8,430	1,177	9,607	438	303	42	345	5	1	6
DomainZoo.com, Inc.	5,068	875	5,943	164	121	42	163	11	0	11
DomReg Ltd.	14,693	6	14,699	30	0	0	0	0	0	0
DotForce Corp. d/b/a DotForce.com	1,961	311	2,272	13	8	2	10	0	0	0
Dotster, Inc.	546,984	90,255	637,239	34,277	8,417	1,633	10,050	34	4	38
Eastern Communications Co., Ltd.	5,414	586	6,000	240	143	13	156	0	0	0
easyDNS Technologies, Inc.	1,695	271	1,966	48	9	0	9	0	0	0
Easyspace LTD	116,338	19,613	135,951	2,774	2,361	371	2,732	22	1	23
eMarkmonitor Inc. dba Markmonitor	14,141	3,481	17,622	370	18	2	20	1	0	1
EnCirca Inc	2,637	387	3,024	26	7	1	8	0	0	0
EnetRegistry.com Corporation	266	47	313	37	14	6	20	0	0	0
eNom, Inc.	1,675,982	245,234	1,921,216	65,909	35,506	4,399	39,905	36	0	36
EPAG Enter-Price Multimedia AG	45,525	19,989	65,514	424	500	235	735	0	0	0

The following information is provided as required by the ICANN/VeriSign Registry Agreements (.com, Section 8; and .net, Section 3.15; and requirements 5, 6, 13 and 14 in Appendix T for both agreements). As stated in Appendix T, the following information "shall be kept confidential by ICANN until three months after the end of the month to which the report relates." (Note: All numbers include ASCII and IDN.)

Total REGISTRATIONS in the VeriSign Registry Database and NAME SERVER COUNT as of July 31, 2003					July 2003 GROSS DELETES			July 2003 RESTORES		
REGISTRAR	COM	NET	Total Names	Name Servers	COM	NET	Total	COM	NET	Total
Fabulous.com Pty Ltd.	140,081	2,443	142,524	230	1,033	0	1,033	0	0	0
Firstserver, Inc.	281	46	327	25	2	0	2	0	0	0
Future Media Network K.K.	211	38	249	3	0	0	0	0	0	0
Gabia, Inc.	105,103	30,745	135,848	13,817	4,045	1,228	5,273	4	0	4
GANDI	275,210	66,221	341,431	22,022	4,975	1,227	6,202	0	0	0
GKG.Net, Inc.	88,194	16,190	104,384	5,032	2,052	321	2,373	5	0	5
Global Media Online, Inc	181,807	39,492	221,299	26,024	3,541	739	4,280	27	2	29
Globedom Datenkommunikations GmbH	4,764	1,360	6,124	475	44	18	62	2	0	2
Go Daddy Software, Inc.	1,842,134	297,289	2,139,423	81,709	29,851	5,466	35,317	195	17	212
HANGANG Systems, Inc. d/b/a doregi.com	54,804	13,772	68,576	8,093	2,584	540	3,124	6	2	8
HiChina Web Solutions (Hong Kong) Limited	4,235	610	4,845	13	13	1	14	0	0	0
I.D.R. Internet Domain Registry Ltd.	2,097	122	2,219	77	1	0	1	0	0	0
iHoldings.com, Inc. d/b/a Dotregistrar.com	575,611	67,730	643,341	9,299	14,643	2,297	16,940	19	2	21
Inamepro dba Dynadot	57	21	78	14	0	0	0	0	0	0
INAMES Corp	9,449	3,194	12,643	1,764	3	1	4	0	0	0
Innerwise, Inc. d/b/a ItsYourDomain.com	318,159	44,204	362,363	8,361	16,353	1,703	18,056	182	14	196
Interactive Telecom Network, Inc.	1,361	137	1,498	2	0	0	0	0	0	0
Intercosmos Media Group, Inc. d/b/a directNIC.com	693,205	93,387	786,592	28,809	18,740	2,233	20,973	4	0	4
Interdomain, S.A.	32,694	5,463	38,157	700	248	47	295	23	1	24
Internetters Limited	20,106	1,602	21,708	58	2	0	2	0	0	0
Key-Systems GmbH	53,086	15,707	68,793	2,334	668	183	851	12	0	12
Korea Information Certificate Authority Inc dba DomainCA.com	8,791	1,621	10,412	308	5	4	9	0	0	0
Livin' on the EDGE Co., Ltd.	74	23	97	5	0	0	0	0	0	0
Melbourne IT, Ltd. d/b/a Internet Names Worldwide	1,428,677	239,488	1,668,165	25,807	29,954	6,002	35,956	354	61	415
Mobilcom City Line GmbH d/b/a freenet Datenkommunikations G	206	143	349	15	0	1	1	0	0	0
Moniker Online Services, Inc.	104,915	9,898	114,813	318	1,235	0	1,235	1	0	1
Name2Host, Inc. dba name2host.com	640	111	751	3	2	1	3	0	0	0
NAMEBAY	43,477	8,047	51,524	1,803	489	137	626	3	0	3
NameEngine, Inc.	6,972	1,634	8,606	155	1	0	1	0	0	0
NameScout Corp	37,445	5,929	43,374	1,349	658	135	793	25	0	25
NamesDirect.Com, Inc.	116,545	21,208	137,753	4,086	2,708	553	3,261	9	3	12
NameSecure.com	108,370	17,523	125,893	1,574	1,308	241	1,549	11	0	11
Netbenefit PLC aka NetNames	39,257	9,845	49,102	271	27	32	59	0	0	0

The following information is provided as required by the ICANN/VeriSign Registry Agreements (.com, Section 8; and .net, Section 3.15; and requirements 5, 6, 13 and 14 in Appendix T for both agreements). As stated in Appendix T, the following information "shall be kept confidential by ICANN until three months after the end of the month to which the report relates." (Note: All numbers include ASCII and IDN.)

Total REGISTRATIONS in the VeriSign Registry Database and NAME SERVER COUNT as of July 31, 2003					July 2003 GROSS DELETES			July 2003 RESTORES		
REGISTRAR	COM	NET	Total Names	Name Servers	COM	NET	Total	COM	NET	Total
Neteka, Inc. dba namesbeyond.com	5,078	684	5,762	113	104	12	116	3	0	3
Netpia.com, Inc.	45,977	12,554	58,531	4,596	2,394	497	2,891	23	0	23
Network Solutions, Inc.	6,015,051	944,791	6,959,842	359,340	124,272	22,085	146,357	1,178	69	1,247
Nominalia Internet S.L.	10,003	1,685	11,688	432	143	23	166	6	0	6
NORDNET	75,465	5,380	80,845	240	755	30	785	1	0	1
Omnis Network, LLC	15,010	2,040	17,050	863	357	60	417	0	1	1
OnlineNIC, Inc.	456,400	68,138	524,538	11,021	9,392	1,507	10,899	33	3	36
OVH	34,070	8,344	42,414	2,081	885	207	1,092	0	0	0
pairNIC	29,602	4,402	34,004	1,058	234	41	275	0	1	1
Parava Networks Inc dba RegistratYa.com nAAme.com	41,266	6,037	47,303	1,413	891	155	1,046	4	0	4
Primus Telco Pty Ltd dba PrimusDomain/PlanetDomain	31,754	5,818	37,572	2,766	638	117	755	12	1	13
PSI-Japan, Inc.	25,539	4,728	30,267	4,711	280	58	338	0	0	0
PSI-USA, Inc.	22,422	8,648	31,070	358	127	42	169	1	0	1
R&K GlobalBusinessServices, Inc. dba 000Domains.com	50,089	6,396	56,485	1,928	26	2	28	0	0	0
R. Lee Chambers Company LLC	1,073	138	1,211	5	0	0	0	0	0	0
Rebel.com Services Corp.	185	32	217	0	3	0	3	0	0	0
Register.com (2)	421	57	478	10	0	0	0	0	0	0
register.com, Inc.	2,231,047	366,286	2,597,333	111,534	41,975	6,880	48,855	242	24	266
Register.it SPA	25,254	5,530	30,784	280	66	17	83	0	0	0
Registration Technologies, Inc.	23,308	7,364	30,672	102	436	48	484	1	1	2
SafeNames Ltd	3,420	544	3,964	42	16	0	16	0	0	0
Schlund+Partner AG	484,606	163,273	647,879	3,489	5,563	2,001	7,564	7	0	7
Secura GmbH	3,942	1,304	5,246	170	25	7	32	0	0	0
Sitename.com LLC	1,389	284	1,673	0	0	0	0	0	0	0
Spot Domain LLC dba Domainsite.com	14,540	2,705	17,245	315	812	126	938	15	1	16
Stargate.com, Inc.	141,392	24,707	166,099	7,111	4,523	1,160	5,683	73	8	81
The Name It Corporation dba aitdomains.com	79,780	11,636	91,416	3,432	1,638	249	1,887	40	6	46
The Registry at Info Avenue d/b/a IA Registry	119,470	7,164	126,634	439	355	92	447	3	0	3
TLDs, Inc. dba SRSplus	73,845	14,305	88,150	2,959	1,247	252	1,499	1	0	1
Today and Tomorrow Co. Ltd.	22,102	6,436	28,538	1,444	20	8	28	0	0	0
TotalRegistrations	41,959	8,505	50,464	1,804	869	141	1,010	14	0	14
Transpac	23,495	3,169	26,664	527	20	4	24	0	0	0
Tucows, Inc.	2,606,980	436,784	3,043,764	101,750	63,121	10,580	73,701	104	10	114

The following information is provided as required by the ICANN/VeriSign Registry Agreements (.com, Section 8; and .net , Section 3.15; and requirements 5, 6, 13 and 14 in Appendix T for both agreements). As stated in Appendix T, the following information "shall be kept confidential by ICANN until three months after the end of the month to which the report relates." (Note: All numbers include ASCII and IDN.)

Total REGISTRATIONS in the VeriSign Registry Database and NAME SERVER COUNT as of July 31, 2003					July 2003 GROSS DELETES			July 2003 RESTORES		
REGISTRAR	COM	NET	Total Names	Name Servers	COM	NET	Total	COM	NET	Total
Universal Registration Services, Inc.	10,801	1,929	12,730	23	0	0	0	0	0	0
Virtual Internet Plc.	1,509	295	1,804	12	0	0	0	0	0	0
Web Commerce Communications Limited dba WebNic.cc	7,498	1,195	8,693	442	16	3	19	0	0	0
Wild West Domains, Inc.	224,869	32,771	257,640	7,560	245	56	301	1	0	1
Wooho T&C Co., Ltd. d/b/a rgnames.com	11,294	2,565	13,859	460	51	17	68	1	0	1
Xin Net Corp.	169,204	25,180	194,384	12,601	4,543	752	5,295	9	0	9
YesNIC Co. Ltd.	163,795	45,191	208,986	25,283	5,989	1,215	7,204	3	2	5
TOTALS	25,260,438	4,226,821	29,487,259	1,129,616	515,928	89,686	605,614	3,249	271	3,520