



Registry Operator's MONTHLY REPORT

November 2003

Prepared: December 10, 2003

**VeriSign Naming and Directory Services
21345 Ridgetop Circle
Dulles, VA 20166-6503**

VeriSign Registry Monthly Report –November 2003



As required by the ICANN/VeriSign Registry Agreements (Section 8 for .com; Section 3.15 for .net), this report provides an overview of VeriSign Registry activity through the end of the reporting month. The information is primarily presented in table and chart format with text explanations as deemed necessary. The information is provided in the order as listed in *Appendix T* of the Registry Agreements. Pursuant to the agreements, "...items 5 - 12 shall be kept confidential by ICANN until three months after the end of the month to which the report relates."

Information is organized as follows:

1.	Accredited Registrar Status.....	3
	Table 1 – Accredited Registrar Status –November 2003.....	3
2.	Service Level Agreement Performance.....	3
	Table 2 – Service Level Agreement Performance –November 2003	3
3.	TLD Zone File Access Activity	4
	Table 3 – gTLD Zone File Access Activity –November 2003	4
4.	Completed SRS Software Releases.....	4
	Table 4 – Completed Shared Registration System Releases	4
5.	Domain Names Under Sponsorship – Per Registrar	5
6.	Name Servers Registered – Per Registrar	5
7.	Domain Names Registered by Registry Operator	5
8.	Whois Service Activity	5
	Table 5 – Total Monthly “Whois” Queries (millions).....	5
9.	Monthly Growth Trends.....	6
	Table 6 – Total Monthly Domain Name Transaction Trend by Category (millions).....	6
	Table 7 –Total Monthly Name Server Transactions by Category (millions)	7
10.	Total Number of Transactions by Subcategory by Month.....	7
	Table 8 – Total Monthly Domain Name Write Transactions by Subcategory (millions) 8	
	Table 9 – Total Monthly Name Server Write Transactions by Subcategory (millions	8
11.	Average Daily Transaction Range (In Millions).....	9
	Figure 1 – Average Daily Transaction Range.....	9
12.	TLD Geographical Registrations Distribution	9
13.	Deleted Names - Per Registrar	9
14.	Restored Names - Per Registrar	9
15.	Violations of Registrar Restore Report - Per Registrar.....	9
16.	Other Information.....	10
	Table 10 – Total Monthly Transactions by Category (In Millions).....	10
	Figure 2 – Total Transactions by Month (In millions)	11
	Figure 3 – TLD Registrations Distribution November 30, 2003	11





1. Accredited Registrar Status

Table 1 displays the current number and status of the ICANN accredited registrars. The registrars are grouped into three categories:

1. **Operational Registrars:** Those who have authorized access into the Shared Registration System (SRS) for processing domain name registrations.
2. **Registrars In The Ramp-Up Period:** Those who have received a password to access the Registry operational test and evaluation (OT&E) environment. The OT&E environment is provided to allow registrars to develop and test their systems with the SRS.
3. **Registrars In The Pre-Ramp-Up Period:** Those who have been sent a welcome letter from the VeriSign Registry but have not yet executed the Registry Confidentiality Agreement and/or have not yet submitted a completed Registrar Information Sheet. In most cases registrars are sent welcome letters via overnight express mail on the same day accreditation notification is received from ICANN.

Table 1 – Accredited Registrar Status –November 2003

Status	# of Registrars Current
Operational Registrars	150
Registrars In Ramp-Up Period	30
Registrars In Pre-Ramp-Up Period	22
Total	202

2. Service Level Agreement Performance

Table 2 compares Service Level Agreement (SLA) Requirements with Actual Performance for the reporting month. As required by the ICANN/VeriSign Registry Agreements (Section 21 for .com; Section 3.3 for .net), the VeriSign Registry is committed to provide service levels as specified in Appendix D of the agreements and to comply with the requirements of the SLA in Appendix E of the agreements. The SLA is incorporated into the VeriSign Registry Registrar Agreement that is executed with all operational registrars. **Note:** *The SLA permits two 12-hour windows per year to perform major upgrades.*

Table 2 – Service Level Agreement Performance –November 2003

Metric	SLA Requirement	Actual Performance
Total outage	8 hours	1 hours 50 minutes
Unplanned outage	4 hours	0 hours 00 minutes
Check domain average	3 seconds	.01 seconds
Add domain average	5 seconds	.02 seconds



3. TLD Zone File Access Activity

Table 3 summarizes the zone file access activity for the current reporting month. As required by the ICANN/VeriSign Registry Agreements (Section 21 for .com; Section 3.9 for .net), the VeriSign Registry provides third parties bulk access to the zone files for the .com and .net TLDs.

Table 3 – gTLD Zone File Access Activity –November 2003

Zone file access passwords previous month	953
New zone file access passwords	10
Total zone file access approvals end of reporting month	963

4. Completed SRS Software Releases

Table 4 shows significant releases that have occurred since January 2002, as well as other relevant information. The VeriSign Registry Shared Registration System (SRS) is continually being improved to better meet the needs of accredited registrars.

Table 4 – Completed Shared Registration System Releases

Release Name	Features	Target Date	Complete Date
Core Release 4.0	User features required by the new agreements to include global user id, bulk transfer from one registrar to many.	19 Jan 2002	19 Jan 2002
Core Release 4.1	Support of IPv.6, exclusion of orphan A records from gTLD zones, and minor enhancements for performance	18 Jun 2002	18 Jun 2002
Core Release 5.0	Migration of CSR/Registrar Tool from Dynamo to Weblogic, merge ASCII and IDN RRP application servers, restrict registration of name servers with invalid TLDs.	28 Sep 2002	28 Sep 2002
Core Release 5.1	Add ability to Restore a domain; Sync expiration dates; addition of 3 new statuses – redemption period, pending restore, and pending delete; modifications to the CSR/Registrar tools and Whois.	25 Jan 2003	25 Jan 2003
Core Release 5.2	IDN TC/SC variant blocking, RGP monthly reports, .org name server registrations, miscellaneous bug fixes.	26 April 2003	26 April 2003
Core Release 5.2.1	Chinese IDN variants	17 May 2003	17 May 2003



Release Name	Features	Target Date	Complete Date
Core Release 5.3	IDN Punycode migration, IDN language tags, prohibited Unicode points	TBD	

5. Domain Names Under Sponsorship – Per Registrar

This data will be provided under separate cover.

6. Name Servers Registered – Per Registrar

This data will be provided under separate cover.

7. Domain Names Registered by Registry Operator

Per the requirements of the .com registry agreement Section 24.B and the .net registry agreements Section 3.6.2, as of 30 June 2002, the following names should be in Appendix X:

- THE-VERISIGN-COM-NET-REGISTRY.COM
- THE-VERISIGN-COM-NET-REGISTRY.NET
- THE-VERISIGN-REGISTRY.COM
- THE-VERISIGN-REGISTRY.NET
- THEVERISIGNREGISTRY.COM
- THEVERISIGNREGISTRY.NET
- VCNR.COM
- VCNR.NET
- VERISIGN-COM-NET-REGISTRY.COM
- VERISIGN-COM-NET-REGISTRY.NET
- VERISIGNCNR.COM
- VERISIGNCNR.NET
- VRSN-CNR.COM
- VRSN-CNR.NET
- VRSN-COM-NET-REGISTRY.COM
- VRSN-COM-NET-REGISTRY.NET
- VRSNCNR.COM
- VRSNCNR.NET
- VRSNCOMNETREGISTRY.COM
- VRSNCOMNETREGISTRY.NET

8. Whois Service Activity

Table 5 – Total Monthly “Whois” Queries (millions)

	Total Queries	Peak	Avg
Oct-02	769.0	34.9	24.8
Nov-02	829.0	41.2	27.6



	Total Queries	Peak	Avg
Dec-02	753.0	34.3	24.3
Jan-03	790.2	37.1	25.5
Feb-03	732.0	38.4	26.1
Mar-03	784.4	34.7	25.3
Apr-03	786.7	31.2	26.2
May-03	1,040.7	45.6	33.6
Jun-03	1,166.9	64.3	38.9
Jul-03	1,110.5	58.1	35.8
Aug-03	886.9	44.1	28.6
Sep-03	892.4	33.9	29.7
Oct-03	1,084.5	48.1	35.0
Nov-03	1,009.4	43.7	33.6

9. Monthly Growth Trends

There are six reported categories of monthly transactions executed by all registrars via the Registry Registrar Protocol (RRP) with the Shared Registration System (SRS):

1. **Write Domain** – This category includes the following transactions: adding a new domain, deleting a domain, modifying a domain name record, renewing a domain, auto-renew, transferring a domain, sync domain and restore a domain.
2. **Query Domain** – This category includes the following transactions: query a domain and query a domain transfer status.
3. **Check Domain** – This category includes the following transaction: check a domain.
4. **Write Server** – This category includes the following transactions: add name server, modify name server and delete name server.
5. **Query Server** – This category includes the following transaction: query name server.
6. **Check Server** – This category includes the following transaction: check name server.

Table 6 shows the number of domain name transactions for each of these categories.

Table 7 shows the number of name server transactions for each of these categories.

Table 6 – Total Monthly Domain Name Transaction Trend by Category (millions)

	Total	Write	%	Query	%	Check	%
Oct-02	4,718.9	4,070.5	86.3%	31.8	0.7%	616.6	13.1%
Nov-02	4,953.5	4,324.4	87.3%	35.6	0.7%	593.5	12.0%
Dec-02	5,184.0	4,614.3	89.0%	37.3	0.7%	532.4	10.3%
Jan-03	5,238.7	4,687.7	89.5%	45.8	0.9%	505.2	9.6%
Feb-03	4,430.2	4,079.9	92.1%	40.5	0.9%	309.8	7.0%
Mar-03	4,034.1	3,481.7	86.3%	40.6	1.0%	511.8	12.7%
Apr-03	2,291.7	1,755.5	76.6%	46.8	2.0%	489.5	21.4%



	Total	Write	%	Query	%	Check	%
May-03	1,921.6	1,436.1	74.7%	45.6	2.4%	439.9	22.9%
Jun-03	2,273.2	1,794.7	79.0%	49.7	2.2%	428.8	18.9%
Jul-03	2,601.3	2,177.6	83.7%	43.2	1.7%	380.5	14.6%
Aug-03	1,325.0	856.0	64.6%	44.4	3.3%	424.6	32.0%
Sep-03	1,343.7	933.3	69.5%	43.1	3.2%	367.2	27.3%
Oct-03	1,580.5	1,095.0	69.3%	44.7	2.8%	440.9	27.9%
Nov-03	1,570.2	1,095.1	69.7%	44.0	2.8%	431.1	27.5%

Table 7 –Total Monthly Name Server Transactions by Category (millions)

	Total	Write	%	Query	%	Check	%
Oct-02	20.5	0.15	0.8%	12.0	58.9%	8.3	40.4%
Nov-02	20.8	0.17	0.8%	13.5	65.0%	7.1	34.2%
Dec-02	18.5	0.17	0.9%	12.0	65.0%	6.3	34.0%
Jan-03	26.0	0.22	0.9%	13.9	53.5%	11.8	45.6%
Feb-03	23.6	0.32	1.3%	13.1	55.7%	10.1	43.0%
Mar-03	25.8	0.40	1.5%	13.6	52.7%	11.8	45.8%
Apr-03	23.1	0.42	1.8%	9.8	42.7%	12.8	55.5%
May-03	15.9	0.33	2.1%	4.1	25.7%	11.5	72.2%
Jun-03	16.0	0.33	2.1%	4.1	25.7%	11.5	72.2%
Jul-03	14.6	0.36	4.2%	4.1	27.9%	10.2	69.7%
Aug-03	14.2	0.32	2.2%	4.4	30.6%	9.6	67.1%
Sep-03	15.4	0.22	1.4%	4.9	31.5%	10.3	67.0%
Oct-03	15.1	0.36	2.4%	4.1	27.3%	10.6	70.3%
Nov-03	17.3	0.47	2.7%	4.0	22.9%	12.8	74.4%

10. Total Number of Transactions by Subcategory by Month

Table 8 shows the number of domain name ‘write’ transactions in subcategories as described in Subsections 9.1. The “Sync”, “Restore” and “No RGP Report” columns depict ACTUAL numbers where all other categories are shown in millions. Table 9 shows the number of name server “write” transactions by subcategory.

Table 8 – Total Monthly Domain Name Write Transactions by Subcategory (millions)

	In Millions								
	Total	Add	Delete	Modify	Renew	Trans	Sync	Restore	No RGP Report*
Oct-02	4,070.5	4,060.1	1.0	7.6	0.5	1.3	n/a	n/a	--
Nov-02	4,324.4	4,312.4	0.9	9.4	0.6	1.2	n/a	n/a	--
Dec-02	4,614.3	4,606.9	0.9	5.2	0.7	0.7	n/a	n/a	--
Jan-03	4,687.7	4,678.5	0.9	6.5	0.9	1.1	12	35	--
Feb-03	4,079.9	4,070.2	0.7	7.2	0.7	1.0	130	1,669	--
Mar-03	3,481.7	3,471.3	0.9	7.6	0.8	1.0	24	3,074	--
Apr-03	1,755.5	1,745.7	1.4	6.7	0.8	0.9	103	2,876	--
May-03	1,436.1	1,426.6	1.1	6.6	0.8	0.0	92	2,961	--
Jun-03	1,794.7	1,784.7	0.9	7.3	0.7	1.0	105	3,408	--
Jul-03	2,177.6	2,167.8	0.8	7.0	0.7	1.3	54	3,520	125
Aug-03	856.0	846.5	0.9	6.9	0.7	1.0	91	3,327	92
Sep-03	933.3	923.1	0.8	7.5	0.7	1.2	58	3,366	123
Oct-03	1,095.0	1,084.5	0.8	6.9	0.8	2.1	132	3,194	15
Nov-03	1,095.1	1,085.2	0.9	6.5	0.7	1.7	130	2,681	81

(NOTE*: The number in the “No RGP Report” column is calculated by taking the difference between the number of restore commands and the number of restore reports received in the month. This number may vary slightly from the actual number of restores for which no report was received for a given month because of timing between when the restore command was issued and when the report was received.

Table 9 – Total Monthly Name Server Write Transactions by Subcategory (millions)

	Total	Add	Delete	Modify
Oct-02	0.15	0.09	0.03	0.03
Nov-02	0.17	0.11	0.03	0.03
Dec-02	0.17	0.11	0.03	0.03
Jan-03	0.22	0.16	0.03	0.03
Feb-03	0.32	0.26	0.02	0.04
Mar-03	0.40	0.34	0.03	0.03
Apr-03	0.42	0.35	0.03	0.03
May-03	0.33	0.27	0.03	0.03
Jun-03	0.33	0.27	0.03	0.03
Jul-03	0.36	0.29	0.03	0.04
Aug-03	0.32	0.26	0.03	0.04
Sep-03	0.22	0.15	0.03	0.04
Oct-03	0.36	0.30	0.02	0.04
Nov-03	0.47	0.37	0.03	0.07



11. Average Daily Transaction Range (In Millions)

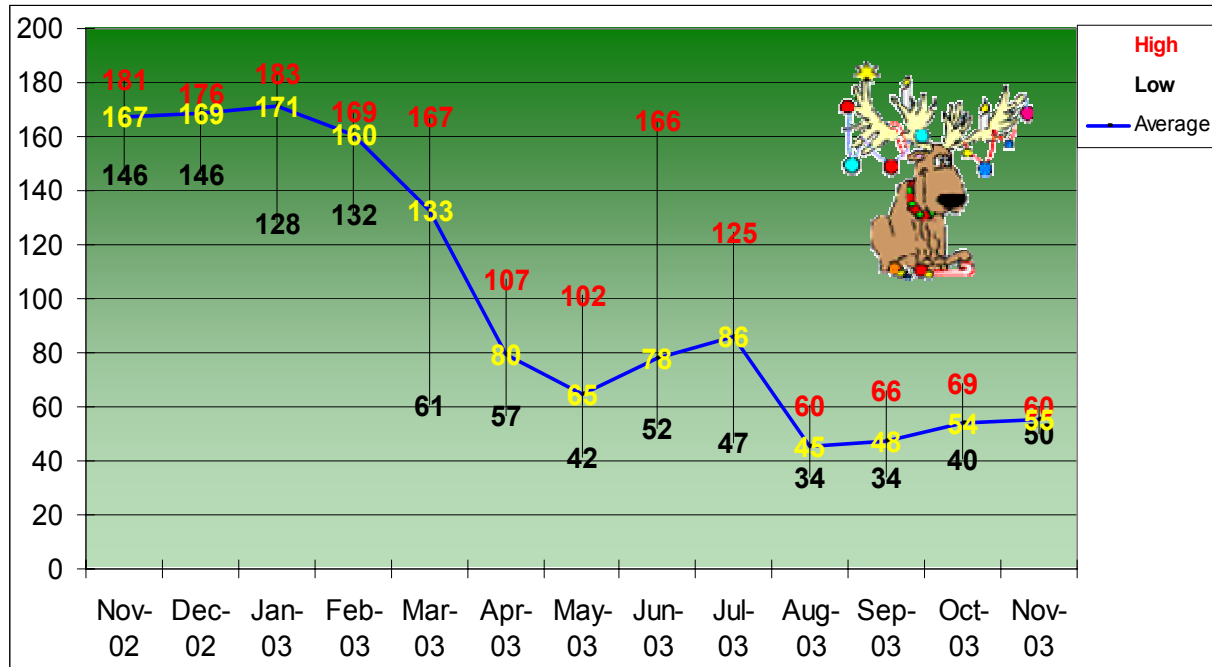


Figure 1 – Average Daily Transaction Range

12. TLD Geographical Registrations Distribution

The VeriSign Registry does not have registrant contact information.

13. Deleted Names - Per Registrar

This data will be provided under separate cover.

14. Restored Names - Per Registrar

This data will be provided under separate cover.

15. Violations of Registrar Restore Report - Per Registrar

This data is available through FTP site.



16. Other Information

The following information in **Table 10** shows the trend of total monthly transactions (domain names and name servers) for the .com and .net and TLDs.

Table 10 – Total Monthly Transactions by Category (In Millions)

	Total	Write	%	Query	%	Check	%
Oct-02	4,739.3	4,070.7	85.9%	43.8	0.9%	624.9	13.2%
Nov-02	4,974.3	4,324.6	86.9%	49.1	1.0%	600.6	12.1%
Dec-02	5,202.5	4,614.5	88.7%	49.3	0.9%	538.7	10.4%
Jan-03	5,264.7	4,688.0	89.0%	59.7	1.1%	517.0	9.8%
Feb-03	4,453.8	4,080.2	91.6%	53.7	1.2%	319.9	7.2%
Mar-03	4,059.9	3,482.1	85.8%	54.2	1.3%	523.6	12.9%
Apr-03	2,314.8	1,755.9	75.9%	56.6	2.4%	502.3	21.7%
May-03	1,937.5	1,436.4	74.1%	49.7	2.6%	451.5	23.3%
Jun-03	2,289.2	1,795.1	78.4%	53.8	2.3%	440.3	19.2%
Jul-03	2,616.0	2,178.0	83.3%	47.3	1.8%	390.7	14.9%
Aug-03	1,339.2	856.3	63.9%	48.7	3.6%	434.2	32.4%
Sep-03	1,359.1	933.6	68.7%	48.0	3.5%	377.5	27.8%
Oct-03	1,595.6	1,095.4	68.6%	48.8	3.1%	451.5	28.3%
Nov-03	1,587.5	1,095.6	69.0%	48.0	3.0%	443.9	28.0%

Figure 2 displays the monthly growth trend in total Registry transactions (domain names and name servers) in millions for the .com and .net TLDs.

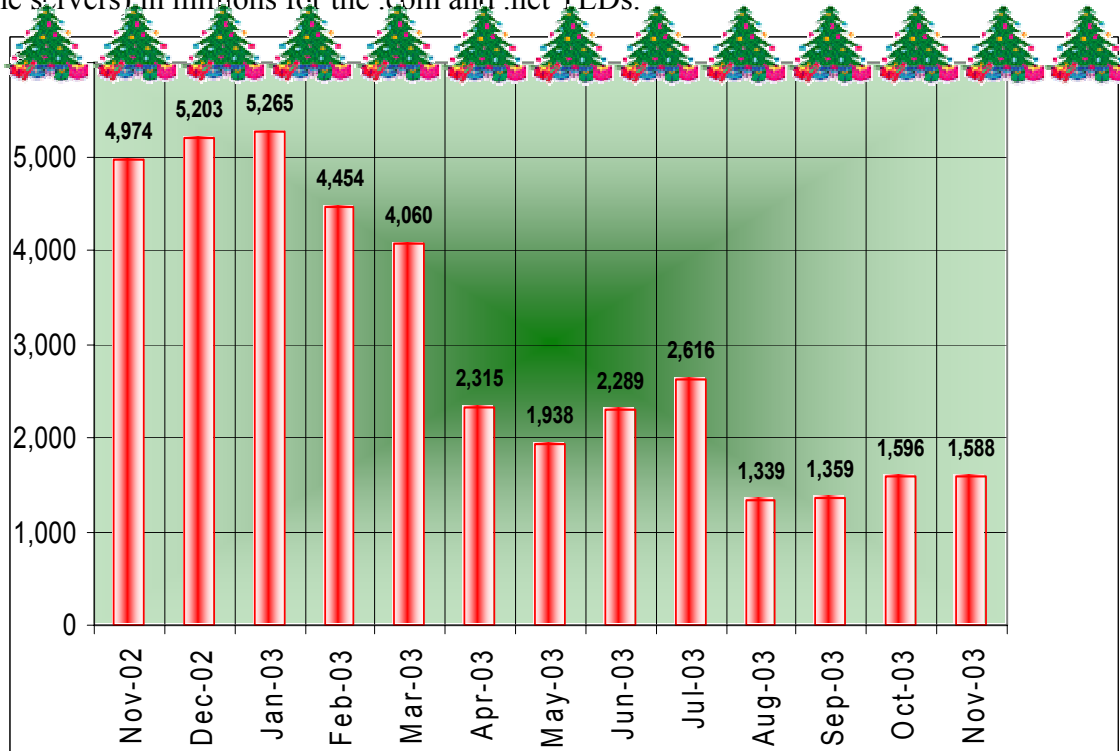


Figure 2 – Total Transactions by Month (In millions)

Figure 3 shows the percent of second-level domain names registered in each of the .com and .net gTLDs as of the end of the current reporting month.

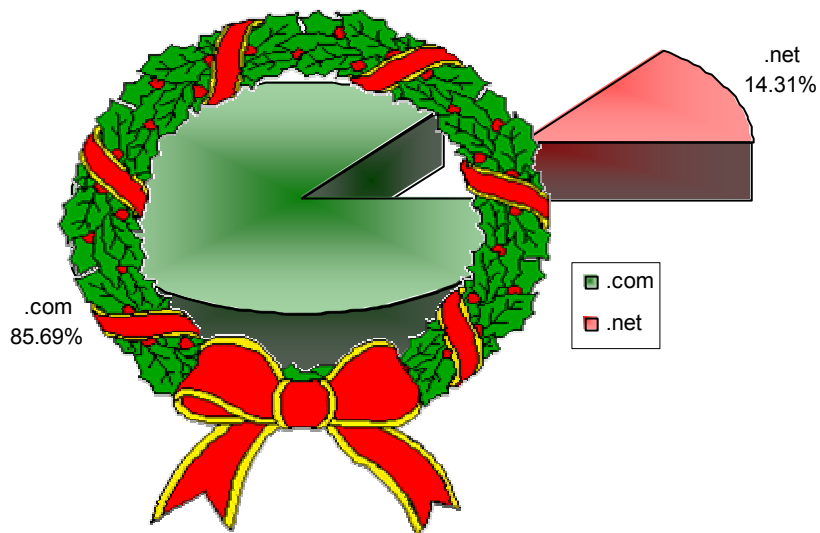


Figure 3 – TLD Registrations Distribution November 30, 2003



The following information is provided as required by the ICANN/VeriSign Registry Agreements (.com, Section 8; and .net, Section 3.15; and requirements 5, 6, 13 and 14 in Appendix T for both agreements). As stated in Appendix T, the following information "shall be kept confidential by ICANN until three months after the end of the month to which the report relates."

Total REGISTRATIONS in the VeriSign Registry Database and NAME SERVER COUNT as of November, 2003					November 2003 GROSS DELETES			November 2003 RESTORES		
REGISTRAR	COM	NET	Total Names	Name Servers	COM	NET	Total	COM	NET	Total
007Names, Inc.	2,597	320	2,917	89	16	7	23	0	0	0
1 Accredited Registrar	2,772	520	3,292	32	1	1	2	0	0	0
1 Domain Names International, Inc. d/b/a 1dni.com	4,374	651	5,025	137	13	1	14	0	0	0
1 eNameCo.	13,977	2,675	16,652	640	274	69	343	3	0	3
123 Easy Domain Names dba Signature Domains	15,485	5,481	20,966	431	334	77	411	3	0	3
123 Registration, Inc.	4,891	911	5,802	138	71	10	81	1	0	1
1stDomain.net, division of G+D International LLC	8,808	1,994	10,802	1,362	93	12	105	0	0	0
A Technology Company, Inc. d/b/a namesystem.com	6,025	1,048	7,073	203	16	6	22	0	1	1
AAAQ.COM, Inc.	38,121	5,892	44,013	1,401	5	0	5	0	0	0
Abacus America, Inc. dba Names4Ever	145,373	23,750	169,123	5,483	2,602	409	3,011	14	0	14
ABR Products, Inc. dba Nitin Networks	4,336	782	5,118	108	17	4	21	0	0	0
Active ISP ASA	55,768	10,449	66,217	306	1,340	270	1,610	11	4	15
Address Creation	10,568	1,365	11,933	412	106	12	118	1	0	1
Advantage Interactive Ltd	169	14	183	4	0	0	0	0	0	0
Alices Registry, Inc.	1,331	202	1,533	18	14	2	16	0	0	0
All West Communications, Inc. d/b/a AW Registry	21,551	3,494	25,045	1,637	191	32	223	4	0	4
Alldomains.com Inc.	95,023	14,059	109,082	3,832	1,061	251	1,312	5	1	6
AllGlobalNames S.A.	2,847	696	3,543	102	2	0	2	0	0	0
America Online, Inc. dba AOL and/or CompuServe-AOL	5,072	1,659	6,731	77	0	0	0	0	0	0
Arsys Internet, S.L. d/b/a NICLINE.COM	54,327	7,838	62,165	481	387	70	457	2	0	2
Ascio Technologies, Inc.	126,861	29,746	156,607	1,499	402	121	523	12	2	14
AtCom Technology LLC	10,555	1,855	12,410	606	0	0	0	0	0	0
AusRegistry Group Pty. Ltd.	1,181	162	1,343	0	11	5	16	0	0	0
BB Online UK Ltd	11,473	2,082	13,555	351	141	32	173	1	0	1
Best Registration Services, Inc	1,648	164	1,812	55	1	0	1	0	0	0
Bizcn.com, Inc.	37,240	8,711	45,951	449	36	7	43	0	0	0
Blue Razor Domains, Inc	2,178	378	2,556	39	10	7	17	0	0	0
Blueberry Hill Comm., Inc. dba 4Domains.com	13,857	1,625	15,482	322	171	34	205	8	3	11
BookMyName SAS	26,096	4,819	30,915	483	421	79	500	1	0	1
BulkRegister, LLC.	995,686	146,895	1,142,581	34,214	14,843	2,808	17,651	65	6	71

The following information is provided as required by the ICANN/VeriSign Registry Agreements (.com, Section 8; and .net, Section 3.15; and requirements 5, 6, 13 and 14 in Appendix T for both agreements). As stated in Appendix T, the following information "shall be kept confidential by ICANN until three months after the end of the month to which the report relates."

Total REGISTRATIONS in the VeriSign Registry Database and NAME SERVER COUNT as of November, 2003					November 2003 GROSS DELETES			November 2003 RESTORES		
REGISTRAR	COM	NET	Total Names	Name Servers	COM	NET	Total	COM	NET	Total
CADiware AG	176	45	221	5	0	0	0	0	0	0
Capital Networks Pty LTD	37,115	5,057	42,172	2,558	609	133	742	0	1	1
CAT, Inc. d/b/a Namezero.com	9,154	1,505	10,659	75	18	7	25	0	0	0
Catalog.com, Inc.	30,939	3,733	34,672	328	486	68	554	13	1	14
Central Registrar, Inc. d/b/a DomainMonger.Com	7,788	1,332	9,120	0	0	0	0	0	0	0
CommuniGal Communications Ltd	12,088	2,105	14,193	352	48	12	60	0	0	0
Computer Services Langenbach GmbH dba joker.com	372,014	84,467	456,481	15,703	7,613	1,671	9,284	28	9	37
ComputerDataNetworks dba shop4domain/netonedomains	1,473	255	1,728	40	27	11	38	0	0	0
CORE Internet Council of Registrars	276,454	62,497	338,951	13,153	5,037	1,211	6,248	131	21	152
Corporate Domains, Inc.	3,192	1,005	4,197	131	7	4	11	0	0	0
Cronon AG Berlin, Niederlassung Regensburg	56,444	19,553	75,997	2,210	536	174	710	0	0	0
Cyidentity, Inc. d/b/a Cypack.com-Core	3,881	766	4,647	81	2	1	3	0	0	0
Deutsche Telekom AG	25,103	6,532	31,635	545	75	22	97	1	0	1
Direct Information Pvt. Ltd., dba Directl.com	73,292	11,074	84,366	6,028	1,351	135	1,486	7	0	7
Dodora Unified Communications, Inc.	7,045	1,180	8,225	1,481	16	0	16	0	0	0
Domain Bank, Inc.	142,057	21,305	163,362	3,050	2,282	481	2,763	51	3	54
Domain Monkeys, LLC	1,121	148	1,269	2	0	0	0	0	0	0
Domain Registration Services	27,603	3,815	31,418	2,022	450	98	548	6	0	6
Domain The Net Technologies (2)	1,523	209	1,732	2	7	2	9	0	0	0
Domain The Net Technologies Ltd.	797	82	879	25	0	0	0	0	0	0
DomainDiscover	378,589	76,513	455,102	8,582	4,136	786	4,922	4	1	5
Domainducks, Inc. d/b/a Personalnames.com	654	131	785	0	0	0	0	0	0	0
Domaininfo AB d/b/a domaininfo.com	22,749	5,724	28,473	3,871	196	48	244	0	0	0
Domain-it, Inc.	376	22	398	0	0	0	0	0	0	0
DomainName, Inc.	7,519	1,078	8,597	24	116	14	130	0	0	0
DomainPeople, Inc.	121,529	17,194	138,723	9,307	2,412	367	2,779	5	0	5
DomainProcessor.com	1,507	221	1,728	31	0	0	0	0	0	0
DomainRegistry.com, Inc.	9,157	1,305	10,462	458	227	33	260	8	0	8
DomainZoo.com, Inc.	5,685	926	6,611	187	57	10	67	6	0	6
DomReg Ltd.	18,169	6	18,175	28	1	0	1	0		0
DotForce Corp. d/b/a DotForce.com	1,949	316	2,265	9	0	0	0	0	0	0
Dotster, Inc.	568,005	93,238	661,243	39,085	252	37	289	9	0	9
Eastern Communications Co., Ltd.	5,066	569	5,635	228	94	12	106	1	0	1

The following information is provided as required by the ICANN/VeriSign Registry Agreements (.com, Section 8; and .net, Section 3.15; and requirements 5, 6, 13 and 14 in Appendix T for both agreements). As stated in Appendix T, the following information "shall be kept confidential by ICANN until three months after the end of the month to which the report relates."

Total REGISTRATIONS in the VeriSign Registry Database and NAME SERVER COUNT as of November, 2003					November 2003 GROSS DELETES			November 2003 RESTORES		
REGISTRAR	COM	NET	Total Names	Name Servers	COM	NET	Total	COM	NET	Total
easyDNS Technologies, Inc.	7,258	1,255	8,513	282	5	1	6	0	0	0
Easyspace LTD	118,981	19,903	138,884	2,965	1,798	245	2,043	9	2	11
EDGE Co., Ltd.	939	253	1,192	41	1	0	1	0	0	0
eMarkmonitor Inc. dba Markmonitor	22,272	5,544	27,816	453	7	2	9	0	0	0
EnCirca Inc	2,890	472	3,362	39	43	14	57	2	0	2
Enetregistry, Inc	205	36	241	25	3	0	3	0		0
eNom, Inc.	1,903,403	283,235	2,186,638	85,297	59,551	9,786	69,337	13	2	15
EPAG Enter-Price Multimedia AG	36,527	15,008	51,535	434	675	345	1,020	0	0	0
Esoftwiz, Inc.	548	64	612	0	13	1	14	0	0	0
Fabulous.com Pty Ltd.	124,981	2,595	127,576	258	2,378	11	2,389	0	0	0
Fiducia LLC, Latvijas Parstavnieciba	53		53	0	0		0	0		0
Firstserver, Inc.	3,365	494	3,859	75	0	0	0	0	0	0
Future Media Network K.K.	920	150	1,070	5	0	0	0	0	0	0
Gabia, Inc.	110,184	32,905	143,089	14,539	2,651	879	3,530	2	2	4
GANDI	282,375	67,341	349,716	25,663	5,178	1,225	6,403	0	0	0
GKG.Net, Inc.	92,702	16,871	109,573	6,189	1,862	371	2,233	10	3	13
Global Media Online, Inc	180,129	39,218	219,347	27,958	2,314	543	2,857	19	2	21
Globedom Datenkommunikations GmbH	5,037	1,476	6,513	538	69	13	82	10	1	11
Go Daddy Software, Inc.	2,247,009	349,425	2,596,434	103,551	27,937	4,926	32,863	72	10	82
HANGANG Systems, Inc. d/b/a doregi.com	47,424	12,553	59,977	8,201	1,476	407	1,883	5	0	5
HiChina Web Solutions (Hong Kong) Limited	20,525	2,920	23,445	51	1	0	1	0	0	0
I.D.R. Internet Domain Registry Ltd.	2,620	188	2,808	84	60	0	60	0	0	0
iHoldings.com, Inc. d/b/a Dotregistrar.com	615,839	69,544	685,383	10,629	14,401	1,766	16,167	17	2	19
In2Net Network, Inc. dba iRegister.com	8,395	1,175	9,570	3	0	0	0	0	0	0
Inamepro dba Dynadot	968	181	1,149	46	0	0	0	0	0	0
INAMES Corp	20,859	7,900	28,759	3,588	2	0	2	0	0	0
Innerwise, Inc. d/b/a ItsYourDomain.com	322,648	44,344	366,992	9,432	5,981	965	6,946	127	9	136
Interactive Telecom Network, Inc.	1,327	132	1,459	2	0	0	0	0	0	0
Intercosmos Media Group, Inc. d/b/a directNIC.com	741,855	100,493	842,348	33,295	13,154	1,918	15,072	4	1	5
Interdomain, S.A.	34,573	5,864	40,437	725	666	43	709	29	4	33
Internetters Limited	21,478	1,778	23,256	79	527	0	527	0	0	0
Key-Systems GmbH	80,202	25,916	106,118	3,226	588	251	839	4	0	4
Korea Information Certificate Authority 2	782	79	861	1	14	3	17	0	0	0

The following information is provided as required by the ICANN/VeriSign Registry Agreements (.com, Section 8; and .net, Section 3.15; and requirements 5, 6, 13 and 14 in Appendix T for both agreements). As stated in Appendix T, the following information "shall be kept confidential by ICANN until three months after the end of the month to which the report relates."

Total REGISTRATIONS in the VeriSign Registry Database and NAME SERVER COUNT as of November, 2003					November 2003 GROSS DELETES			November 2003 RESTORES		
REGISTRAR	COM	NET	Total Names	Name Servers	COM	NET	Total	COM	NET	Total
Korea Information Certificate Authority Inc dba DomainCA	9,164	1,662	10,826	352	294	76	370	0	0	0
Melbourne IT, Ltd. d/b/a Internet Names Worldwide	1,502,490	250,117	1,752,607	45,334	25,047	4,834	29,881	66	10	76
Mobilcom City Line GmbH d/b/a freenet Datenkommunikat	259	153	412	16	0	0	0	0	0	0
Moniker Online Services, Inc.	144,069	12,971	157,040	547	3,098	17	3,115	2	0	2
Name2Host, Inc. dba name2host.com	2,185	353	2,538	6	0	0	0	0	0	0
NAMEBAY	47,475	8,800	56,275	2,165	494	141	635	5	0	5
NameEngine, Inc.	4,024	1,075	5,099	87	0	0	0	0	0	0
NameKing.com, Inc.	983	105	1,088	2	7	3	10	0	0	0
NameScout Corp	40,174	6,201	46,375	1,797	773	162	935	37	3	40
NamesDirect.Com, Inc.	132,003	24,143	156,146	5,655	71	7	78	5	0	5
NameSecure.com	116,409	18,582	134,991	1,744	1,422	286	1,708	1	0	1
Netbenefit PLC aka NetNames	44,168	11,009	55,177	322	74	6	80	1	0	1
Neteka, Inc. dba namesbeyond.com	4,823	681	5,504	155	77	9	86	1	1	2
Netpia.com, Inc.	46,079	13,071	59,150	4,826	982	254	1,236	20	3	23
Network Solutions, Inc.	5,790,223	903,916	6,694,139	379,300	108,529	18,083	126,612	870	91	961
Nominalia Internet S.L.	16,529	2,782	19,311	511	21	3	24	0	0	0
NORDNET	78,112	5,585	83,697	273	631	48	679	7	0	7
Omnis Network, LLC	21,182	3,055	24,237	1,255	297	34	331	3	0	3
OnlineNIC, Inc.	467,442	71,828	539,270	15,162	8,853	1,449	10,302	43	2	45
OVH	47,743	11,824	59,567	2,894	2	0	2	0	0	0
pairNIC	34,842	5,176	40,018	1,293	237	42	279	1	0	1
Parava Networks Inc dba RegistratYa.com nAAME.com	47,033	7,413	54,446	1,653	724	143	867	3	0	3
Polar Software Limited d/b/a signdomains.com	1,565	251	1,816	10	19	3	22	0	0	0
Primus Telco Pty Ltd dba PrimusDomain/PlanetDomain	42,119	7,697	49,816	3,591	785	153	938	17	0	17
PSI-Japan, Inc.	26,490	4,776	31,266	4,838	206	41	247	0	1	1
PSI-USA, Inc.	57,182	20,419	77,601	934	411	139	550	2	3	5
R&K GlobalBusinessServices, Inc. dba 000Domains.com	78,178	9,802	87,980	3,237	40	2	42	0	0	0
R. Lee Chambers Company LLC	1,791	230	2,021	24	11	4	15	0	0	0
Rebel.com Services Corp.	1,270	194	1,464	2	21	3	24	0	0	0
Register.com (2)	418	57	475	10	0	0	0	0	0	0
register.com, Inc.	2,201,675	359,371	2,561,046	113,689	34,196	6,466	40,662	335	25	360
Register.it SPA	30,729	6,702	37,431	369	628	153	781	6	3	9
Registration Technologies, Inc.	31,832	8,514	40,346	127	34	3	37	0	0	0

