



Registry Operator's MONTHLY REPORT

February 2004

Prepared: March 17, 2004



VeriSign Naming and Directory Services
21345 Ridgetop Circle
Dulles, VA 20166-6503

As required by the ICANN/VeriSign Registry Agreements (Section 8 for .com; Section 3.15 for .net), this report provides an overview of VeriSign Registry activity through the end of the reporting month. The information is primarily presented in table and chart format with text explanations as deemed necessary. The information is provided in the order as listed in *Appendix T* of the Registry Agreements. Pursuant to the agreements, "...items 5 - 12 shall be kept confidential by ICANN until three months after the end of the month to which the report relates."

Information is organized as follows:

1.	Accredited Registrar Status.....	3
	Table 1 – Accredited Registrar Status – February 2004.....	3
2.	Service Level Agreement Performance.....	3
	Table 2 – Service Level Agreement Performance –February 04.....	3
3.	TLD Zone File Access Activity.....	4
	Table 3 – gTLD Zone File Access Activity –February 2004.....	4
4.	Completed SRS Software Releases.....	4
	Table 4 – Completed Shared Registration System Releases.....	4
5.	Domain Names Under Sponsorship – Per Registrar.....	4
6.	Name Servers Registered – Per Registrar.....	5
7.	Domain Names Registered by Registry Operator.....	5
8.	Whois Service Activity.....	5
	Table 5 – Total Monthly “Whois” Queries (millions).....	5
9.	Monthly Growth Trends.....	6
	Table 6 – Total Monthly Domain Name Transaction Trend by Category (millions).....	6
	Table 7 –Total Monthly Name Server Transactions by Category (millions).....	7
10.	Total Number of Transactions by Subcategory by Month.....	7
	Table 9 – Total Monthly Name Server Write Transactions by Subcategory (millions).....	8
11.	Average Daily Transaction Range (In Millions).....	8
	Figure 1 – Average Daily Transaction Range.....	8
12.	TLD Geographical Registrations Distribution.....	9
13.	Deleted Names - Per Registrar.....	9
14.	Restored Names - Per Registrar.....	9
15.	Violations of Registrar Restore Report - Per Registrar.....	9
16.	Other Information.....	9
	Table 10 – Total Monthly Transactions by Category (In Millions).....	9
	Figure 2 – Total Transactions by Month (In millions).....	10
	Figure 3 – TLD Registrations Distribution February 29, 2004.....	10



1. Accredited Registrar Status

Table 1 displays the current number and status of the ICANN accredited registrars. The registrars are grouped into three categories:

1. **Operational Registrars:** Those who have authorized access into the Shared Registration System (SRS) for processing domain name registrations.
2. **Registrars In The Ramp-Up Period:** Those who have received a password to access the Registry operational test and evaluation (OT&E) environment. The OT&E environment is provided to allow registrars to develop and test their systems with the SRS.
3. **Registrars In The Pre-Ramp-Up Period:** Those who have been sent a welcome letter from the VeriSign Registry but have not yet executed the Registry Confidentiality Agreement and/or have not yet submitted a completed Registrar Information Sheet. In most cases registrars are sent welcome letters via overnight express mail on the same day accreditation notification is received from ICANN.

Table 1 – Accredited Registrar Status – February 2004

Status	# of Registrars Current
Operational Registrars	163
Registrars In Ramp-Up Period	27
Registrars In Pre-Ramp-Up Period	24
Total	214

2. Service Level Agreement Performance

Table 2 compares Service Level Agreement (SLA) Requirements with Actual Performance for the reporting month. As required by the ICANN/VeriSign Registry Agreements (Section 21 for .com; Section 3.3 for .net), the VeriSign Registry is committed to provide service levels as specified in Appendix D of the agreements and to comply with the requirements of the SLA in Appendix E of the agreements. The SLA is incorporated into the VeriSign Registry Registrar Agreement that is executed with all operational registrars. **Note:** *The SLA permits two 12-hour windows per year to perform major upgrades.*

Table 2 – Service Level Agreement Performance –February 04

Metric	SLA Requirement	Actual Performance
Total outage	8 hours	2 hours 58 minutes
Unplanned outage	4 hours	0 hours 00 minutes
Check domain average	3 seconds	.01 seconds
Add domain average	5 seconds	.02 seconds

3. TLD Zone File Access Activity

Table 3 summarizes the zone file access activity for the current reporting month. As required by the ICANN/VeriSign Registry Agreements (Section 21 for .com; Section 3.9 for .net), the VeriSign Registry provides third parties bulk access to the zone files for the .com and .net TLDs.

Table 3 – gTLD Zone File Access Activity –February 2004

Zone file access passwords previous month ***	1000
New zone file access passwords	15
Total zone file access approvals end of reporting month	1015

***Note: “New” for January should have been 20 not 13 and “Total” should have been 1000 not 993.

4. Completed SRS Software Releases

Table 4 shows significant releases that have occurred since January 2002, as well as other relevant information. The VeriSign Registry Shared Registration System (SRS) is continually being improved to better meet the needs of accredited registrars.

Table 4 – Completed Shared Registration System Releases

Release Name	Features	Target Date	Complete Date
Core Release 5.1	Add ability to Restore a domain; Sync expiration dates; addition of 3 new statuses – redemption period, pending restore, and pending delete; modifications to the CSR/Registrar tools and Whois.	25 Jan 2003	25 Jan 2003
Core Release 5.2	IDN TC/SC variant blocking, RGP monthly reports, .org name server registrations, miscellaneous bug fixes.	26 April 2003	26 April 2003
Core Release 5.2.1	Chinese IDN variants	17 May 2003	17 May 2003
Core Release 5.3	IDN Punycode migration, IDN language tags, prohibited Unicode points		13 Dec 2003
Core Release 5.4	Cleanup of legacy .org domain names. Only allow Punycode-encoded IDNs from registrars. New Language tables added and language tags will be required. TWNIC table is being replaced with CDNC table.	24 April 2004	

5. Domain Names Under Sponsorship – Per Registrar

This data will be provided under separate cover.

6. Name Servers Registered – Per Registrar

This data will be provided under separate cover.

7. Domain Names Registered by Registry Operator

Per the requirements of the .com registry agreement Section 24.B and the .net registry agreements Section 3.6.2, as of 30 June 2002, the following names should be in Appendix X:

THE-VERISIGN-COM-NET-REGISTRY.COM
 THE-VERISIGN-COM-NET-REGISTRY.NET
 THE-VERISIGN-REGISTRY.COM
 THE-VERISIGN-REGISTRY.NET
 THEVERISIGNREGISTRY.COM
 THEVERISIGNREGISTRY.NET
 VCNR.COM
 VCNR.NET
 VERISIGN-COM-NET-REGISTRY.COM
 VERISIGN-COM-NET-REGISTRY.NET
 VERISIGNCNR.COM
 VERISIGNCNR.NET
 VRSN-CNR.COM
 VRSN-CNR.NET
 VRSN-COM-NET-REGISTRY.COM
 VRSN-COM-NET-REGISTRY.NET
 VRSNCNR.COM
 VRSNCNR.NET
 VRSNCOMNETREGISTRY.COM
 VRSNCOMNETREGISTRY.NET



8. Whois Service Activity

Table 5 – Total Monthly “Whois” Queries (millions)

	Total Queries	Peak	Avg
Jan-03	790.2	37.1	25.5
Feb-03	732.0	38.4	26.1
Mar-03	784.4	34.7	25.3
Apr-03	786.7	31.2	26.2
May-03	1,040.7	45.6	33.6
Jun-03	1,166.9	64.3	38.9
Jul-03	1,110.5	58.1	35.8
Aug-03	886.9	44.1	28.6

	Total Queries	Peak	Avg
Sep-03	892.4	33.9	29.7
Oct-03	1,084.5	48.1	35.0
Nov-03	1,009.4	43.7	33.6
Dec-03	1,124.2	44.9	36.3
Jan-04	1,193.3	52.6	38.5
Feb-04	1,122.5	44.2	38.7

9. Monthly Growth Trends

There are six reported categories of monthly transactions executed by all registrars via the Registry Registrar Protocol (RRP) with the Shared Registration System (SRS):

1. **Write Domain** – This category includes the following transactions: adding a new domain, deleting a domain, modifying a domain name record, renewing a domain, auto-renew, transferring a domain, sync domain and restore a domain.
2. **Query Domain** – This category includes the following transactions: query a domain and query a domain transfer status.
3. **Check Domain** – This category includes the following transaction: check a domain.
4. **Write Server** – This category includes the following transactions: add name server, modify name server and delete name server.
5. **Query Server** – This category includes the following transaction: query name server.
6. **Check Server** – This category includes the following transaction: check name server.

Table 6 shows the number of domain name transactions for each of these categories.

Table 7 shows the number of name server transactions for each of these categories.

Table 6 – Total Monthly Domain Name Transaction Trend by Category (millions)

	Total	Write	%	Query	%	Check	%
Feb-03	4,430.2	4,079.9	92.1%	40.5	0.9%	309.8	7.0%
Mar-03	4,034.1	3,481.7	86.3%	40.6	1.0%	511.8	12.7%
Apr-03	2,291.7	1,755.5	76.6%	46.8	2.0%	489.5	21.4%
May-03	1,921.6	1,436.1	74.7%	45.6	2.4%	439.9	22.9%
Jun-03	2,273.2	1,794.7	79.0%	49.7	2.2%	428.8	18.9%
Jul-03	2,601.3	2,177.6	83.7%	43.2	1.7%	380.5	14.6%
Aug-03	1,325.0	856.0	64.6%	44.4	3.3%	424.6	32.0%
Sep-03	1,343.7	933.3	69.5%	43.1	3.2%	367.2	27.3%
Oct-03	1,580.5	1,095.0	69.3%	44.7	2.8%	440.9	27.9%
Nov-03	1,570.2	1,095.1	69.7%	44.0	2.8%	431.1	27.5%
Dec-03	1,725.7	1,218.1	70.6%	46.5	2.7%	461.1	26.7%
Jan-04	1,691.1	1,156.8	68.4%	62.2	3.7%	472.1	27.9%
Feb-04	1,366.3	974.3	71.3%	52.7	3.9%	339.3	24.8%

Table 7 –Total Monthly Name Server Transactions by Category (millions)

	Total	Write	%	Query	%	Check	%
Feb-03	23.6	0.32	1.3%	13.1	55.7%	10.1	43.0%
Mar-03	25.8	0.40	1.5%	13.6	52.7%	11.8	45.8%
Apr-03	23.1	0.42	1.8%	9.8	42.7%	12.8	55.5%
May-03	15.9	0.33	2.1%	4.1	25.7%	11.5	72.2%
Jun-03	16.0	0.33	2.1%	4.1	25.7%	11.5	72.2%
Jul-03	14.6	0.36	4.2%	4.1	27.9%	10.2	69.7%
Aug-03	14.2	0.32	2.2%	4.4	30.6%	9.6	67.1%
Sep-03	15.4	0.22	1.4%	4.9	31.5%	10.3	67.0%
Oct-03	15.1	0.36	2.4%	4.1	27.3%	10.6	70.3%
Nov-03	17.3	0.47	2.7%	4.0	22.9%	12.8	74.4%
Dec-03	16.9	0.49	2.9%	3.7	21.8%	12.7	75.3%
Jan-04	19.8	0.52	2.6%	4.2	21.5%	15.0	75.9%
Feb-04	16.1	0.50	3.1%	3.8	23.7%	11.8	73.2%

10. Total Number of Transactions by Subcategory by Month

Table 8 shows the number of domain name ‘write’ transactions in subcategories as described in Subsections 9.1. The “Sync”, “Restore” and “No RGP Report” columns depict ACTUAL numbers where all other categories are shown in millions. Table 9 shows the number of name server “write” transactions by subcategory.

Table 8 – Total Monthly Domain Name Write Transactions by Subcategory (millions)

	In Millions						Sync	Restore	No RGP Report*
	Total	Add	Delete	Modify	Renew	Trans			
Feb-03	4,079.9	4,070.2	0.7	7.2	0.7	1.0	130	1,669	--
Mar-03	3,481.7	3,471.3	0.9	7.6	0.8	1.0	24	3,074	--
Apr-03	1,755.5	1,745.7	1.4	6.7	0.8	0.9	103	2,876	--
May-03	1,436.1	1,426.6	1.1	6.6	0.8	1.0	92	2,961	--
Jun-03	1,794.7	1,784.7	0.9	7.3	0.7	1.0	105	3,408	--
Jul-03	2,177.6	2,167.8	0.8	7.0	0.7	1.3	54	3,520	125
Aug-03	856.0	846.5	0.9	6.9	0.7	1.0	91	3,327	92
Sep-03	933.3	923.1	0.8	7.5	0.7	1.2	58	3,366	123
Oct-03	1,095.0	1,084.5	0.8	6.9	0.8	2.1	132	3,194	15
Nov-03	1,095.1	1,085.2	0.9	6.5	0.7	1.7	130	2,681	81
Dec-03	1,218.1	1,208.3	0.9	6.6	0.8	1.4	168	3,028	16
Jan-04	1,156.8	1,145.7	0.8	7.3	0.9	2.0	71	3,630	20
Feb-04	974.3	962.7	0.8	7.6	0.9	2.3	119	3,354	41

(NOTE*: The number in the “No RGP Report” column is calculated by taking the difference between the number of restore commands and the number of restore reports received in the month. This number may vary slightly from the actual number of restores for which no report was received for a given month because of timing between when the restore command was issued and when the report was received.

Table 9 – Total Monthly Name Server Write Transactions by Subcategory (millions)

	Total	Add	Delete	Modify
Jan-03	0.22	0.16	0.03	0.03
Feb-03	0.32	0.26	0.02	0.04
Mar-03	0.40	0.34	0.03	0.03
Apr-03	0.42	0.35	0.03	0.03
May-03	0.33	0.27	0.03	0.03
Jun-03	0.33	0.27	0.03	0.03
Jul-03	0.36	0.29	0.03	0.04
Aug-03	0.32	0.26	0.03	0.04
Sep-03	0.22	0.15	0.03	0.04
Oct-03	0.36	0.30	0.02	0.04
Nov-03	0.47	0.37	0.03	0.07
Dec-03	0.49	0.41	0.04	0.04
Jan-04	0.52	0.42	0.04	0.06
Feb-04	0.50	0.42	0.04	0.04

11. Average Daily Transaction Range (In Millions)

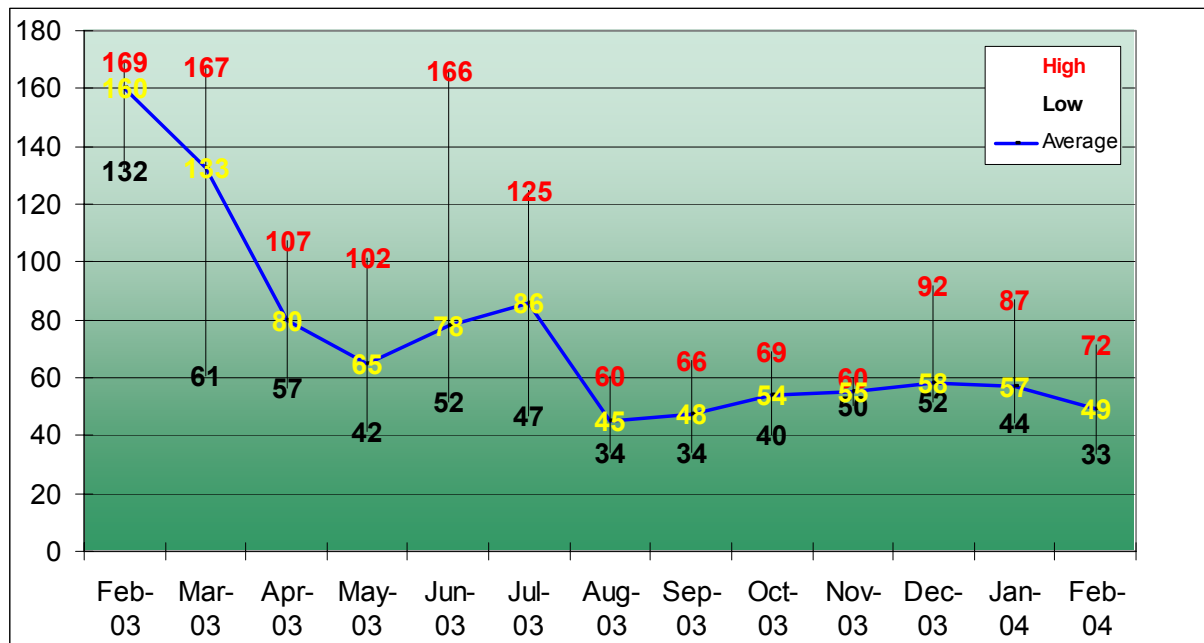


Figure 1 – Average Daily Transaction Range

12. TLD Geographical Registrations Distribution

The VeriSign Registry does not have registrant contact information.

13. Deleted Names - Per Registrar

This data will be provided under separate cover.

14. Restored Names - Per Registrar

This data will be provided under separate cover.

15. Violations of Registrar Restore Report - Per Registrar

This data is available through FTP site.

16. Other Information

The following information in **Table 10** shows the trend of total monthly transactions (domain names and name servers) for the .com and .net and TLDs.

Table 10 – Total Monthly Transactions by Category (In Millions)

	Total	Write	%	Query	%	Check	%
Feb-03	4,453.8	4,080.2	91.6%	53.7	1.2%	319.9	7.2%
Mar-03	4,059.9	3,482.1	85.8%	54.2	1.3%	523.6	12.9%
Apr-03	2,314.8	1,755.9	75.9%	56.6	2.4%	502.3	21.7%
May-03	1,937.5	1,436.4	74.1%	49.7	2.6%	451.5	23.3%
Jun-03	2,289.2	1,795.1	78.4%	53.8	2.3%	440.3	19.2%
Jul-03	2,616.0	2,178.0	83.3%	47.3	1.8%	390.7	14.9%
Aug-03	1,339.2	856.3	63.9%	48.7	3.6%	434.2	32.4%
Sep-03	1,359.1	933.6	68.7%	48.0	3.5%	377.5	27.8%
Oct-03	1,595.6	1,095.4	68.6%	48.8	3.1%	451.5	28.3%
Nov-03	1,587.5	1,095.6	69.0%	48.0	3.0%	443.9	28.0%
Dec-03	1,742.5	1,218.6	69.9%	50.2	2.9%	473.8	27.2%
Jan-04	1,710.9	1,157.3	67.6%	66.5	3.9%	487.1	28.5%
Feb-04	1,382.3	974.8	70.5%	56.6	4.1%	351.0	25.4%

Figure 2 displays the monthly growth trend in total Registry transactions (domain names and name servers) in millions for the .com and .net TLDs.

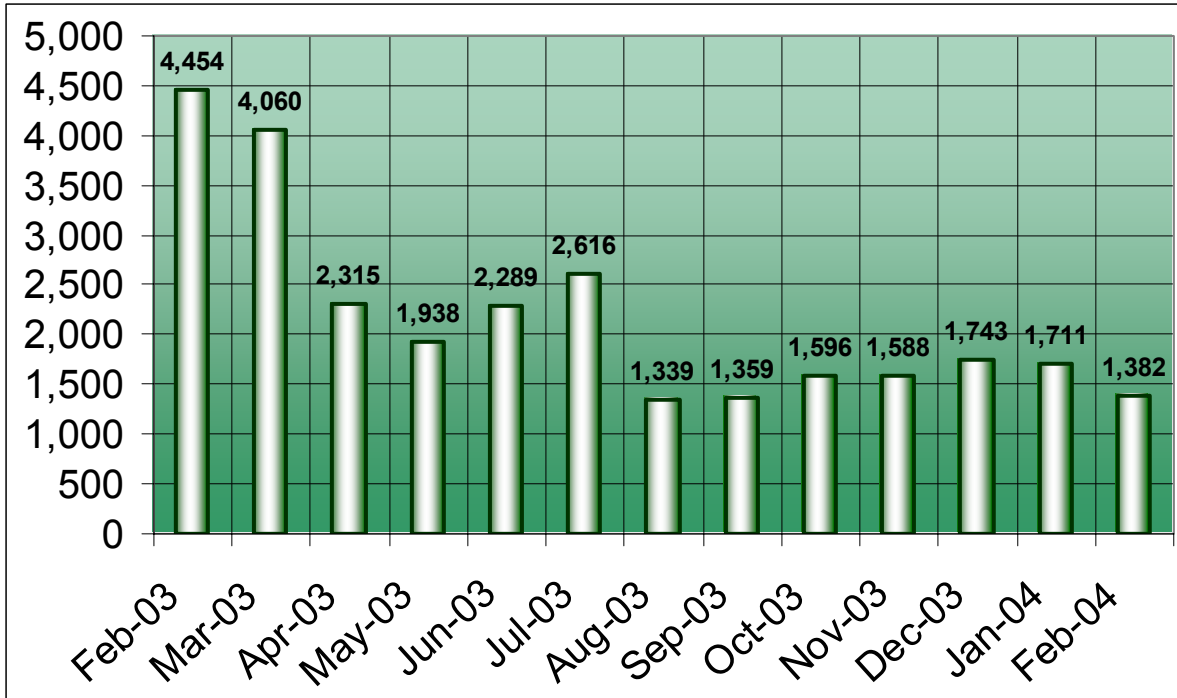


Figure 2 – Total Transactions by Month (In millions)

Figure 3 shows the percent of second-level domain names registered in each of the .com and .net gTLDs as of the end of the current reporting month.

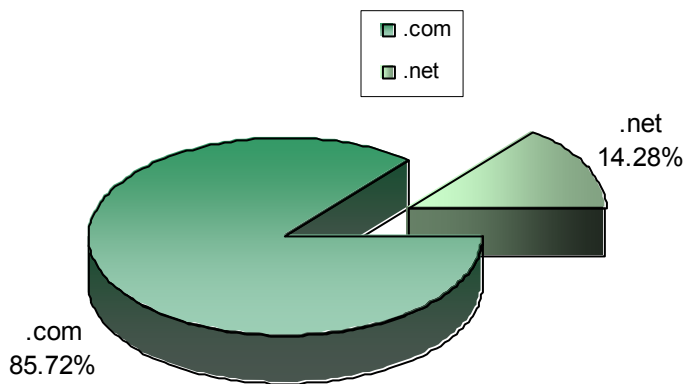


Figure 3 – TLD Registrations Distribution February 29, 2004



The following information is provided as required by the ICANN/VeriSign Registry Agreements (.com, Section 8; and .net, Section 3.15; and requirements 5, 6, 13 and 14 in Appendix T for both agreements). As stated in Appendix T, the following information "shall be kept confidential by ICANN until three months after the end of the month to which the report relates."

Total REGISTRATIONS in the VeriSign Registry Database and NAME SERVER COUNT as of February 29, 2004					February 2004 GROSS DELETES			February 2004 RESTORES		
REGISTRAR	COM	NET	Total Names	Name Servers	COM	NET	Total	COM	NET	Total
!!! BB Bulk, Inc. dba My Name Now	63	1	64	0	0	0	0	0	0	0
! \$! Bid It Win It, Inc.	841	112	953	0	14	5	19	0	0	0
!\$6.25 DOMAINS! Network, Inc. dba Esite	348	40	388	0	13	6	19	0	0	0
007Names, Inc.	2,954	441	3,395	110	13	3	16	0	0	0
1 Accredited Registrar	3,200	616	3,816	38	1	0	1	0	0	0
1 Domain Names International, Inc. d/b/a 1dni.com	4,855	732	5,587	151	45	5	50	4	1	5
1 eNameCo.	14,757	2,805	17,562	653	259	54	313	11	0	11
123 Easy Domain Names dba Signature Domains	15,592	5,419	21,011	435	196	53	249	1	0	1
123 Registration, Inc.	5,285	964	6,249	149	61	12	73	3	0	3
1stDomain.net, division of G+D International LLC	8,101	1,884	9,985	1,389	204	43	247	1	0	1
A Technology Company, Inc. d/b/a namesystem.com	6,835	1,218	8,053	271	65	10	75	0	0	0
AAAQ.COM, Inc.	61,414	9,779	71,193	2,676	29	6	35	0	0	0
Abacus America, Inc. dba Names4Ever	152,856	24,906	177,762	5,871	4,252	727	4,979	7	3	10
ABR Products, Inc. dba Nitin Networks	9,714	1,739	11,453	351	18	5	23	0	0	0
Active ISP ASA	51,820	9,771	61,591	329	730	163	893	6	3	9
Address Creation	11,350	1,460	12,810	418	137	30	167	0	0	0
Advantage Interactive Ltd	1,079	192	1,271	11	0	0	0	0	0	0
Alices Registry, Inc.	1,784	273	2,057	21	22	6	28	0	0	0
All West Communications, Inc. d/b/a AW Registry	21,506	3,425	24,931	1,692	465	91	556	3	0	3
Alldomains.com Inc.	96,431	14,196	110,627	4,018	399	100	499	2	0	2
AllGlobalNames S.A.	5,492	1,157	6,649	111	33	5	38	6	1	7
America Online, Inc. dba AOL and/or CompuServe-AOL	5,273	1,687	6,960	82	0	0	0	0	0	0
Annulet, Inc	82	14	96	10	0	0	0	0	0	0
Arsys Internet, S.L. d/b/a NICLINE.COM	66,396	9,547	75,943	829	236	48	284	1	0	1
Ascio Technologies, Inc.	137,079	32,180	169,259	1,745	1,353	333	1,686	52	7	59
AtCom Technology LLC	12,620	2,219	14,839	761	6	1	7	0	0	0
AusRegistry Group Pty. Ltd.	1,799	269	2,068	16	18	3	21	0	0	0
BB Online UK Ltd	11,420	2,080	13,500	370	113	30	143	6	0	6
Best Registration Services, Inc	2,476	368	2,844	111	2	0	2	0	0	0
Bizcn.com, Inc.	59,794	13,475	73,269	784	71	16	87	0	0	0

The following information is provided as required by the ICANN/VeriSign Registry Agreements (.com, Section 8; and .net, Section 3.15; and requirements 5, 6, 13 and 14 in Appendix T for both agreements). As stated in Appendix T, the following information "shall be kept confidential by ICANN until three months after the end of the month to which the report relates."

Total REGISTRATIONS in the VeriSign Registry Database and NAME SERVER COUNT as of February 29, 2004					February 2004 GROSS DELETES			February 2004 RESTORES		
REGISTRAR	COM	NET	Total Names	Name Servers	COM	NET	Total	COM	NET	Total
Blue Razor Domains, Inc	8,344	1,191	9,535	160	7	1	8	0	0	0
Blueberry Hill Comm., Inc. dba 4Domains.com	16,647	1,746	18,393	337	1,583	32	1,615	2	0	2
BookMyName SAS	30,778	5,766	36,544	665	510	106	616	1	0	1
Brandon Gray Internet Services, Inc. dba NameJuice.com	892	83	975	0	8	0	8	0	0	0
BulkRegister, LLC.	993,425	146,083	1,139,508	35,502	14,680	2,363	17,043	53	6	59
CADiware AG	418	104	522	25	0	0	0	0	0	0
Capital Networks Pty LTD	35,836	4,917	40,753	2,694	2,362	128	2,490	5	0	5
CAT, Inc. d/b/a Namezero.com	15,895	2,657	18,552	232	6	0	6	0	0	0
Catalog.com, Inc.	30,949	3,678	34,627	351	426	52	478	9	1	10
Central Registrar, Inc. d/b/a DomainMonger.Com	14,096	2,054	16,150	5	12	0	12	0	0	0
CommuniGal Communications Ltd	16,907	3,302	20,209	640	115	22	137	2	0	2
Computer Services Langenbach GmbH dba joker.com	372,027	84,998	457,025	18,001	8,895	1,952	10,847	80	12	92
ComputerDataNetworks dba shop4domain/netonedomains	1,329	287	1,616	38	1	0	1	1	1	2
CORE Internet Council of Registrars	250,152	55,026	305,178	13,346	3,339	815	4,154	164	31	195
Corporate Domains, Inc.	3,340	1,053	4,393	134	1	0	1	0	0	0
Cronon AG Berlin, Niederlassung Regensburg	97,947	34,824	132,771	2,397	733	174	907	1	0	1
Cyidentity, Inc. d/b/a Cypack.com	9,971	1,746	11,717	226	2	0	2	0	0	0
Deutsche Telekom AG	29,509	7,754	37,263	645	172	64	236	1	1	2
Direct Information Pvt. Ltd., dba Directl.com	98,062	15,669	113,731	12,849	1,467	161	1,628	5	2	7
Dodora Unified Communications, Inc.	10,092	1,773	11,865	1,846	46	6	52	0	0	0
Domain Bank, Inc.	140,387	21,260	161,647	3,128	2,313	361	2,674	75	4	79
Domain Monkeys, LLC	1,602	200	1,802	1	2	0	2	0	0	0
Domain Registration Services	26,848	3,713	30,561	2,070	781	96	877	18	1	19
Domain The Net Technologies (2)	1,976	288	2,264	4	19	3	22	0	0	0
Domain The Net Technologies Ltd.	1,139	113	1,252	29	2	3	5	0	0	0
DomainDiscover	400,271	80,449	480,720	8,954	4,277	773	5,050	17	0	17
Domainducks, Inc. d/b/a Personalnames.com	3,048	574	3,622	5	0	1	1	0	0	0
Domaininfo AB d/b/a domaininfo.com	22,726	5,705	28,431	4,050	215	53	268	1	0	1
Domain-it, Inc.	898	94	992	13	2	0	2	0	0	0
DomainName, Inc.	8,663	1,257	9,920	28	186	23	209	0	0	0
DomainPeople, Inc.	124,081	17,640	141,721	9,990	1,862	372	2,234	10	0	10
DomainPro, Inc.	63	10	73	0	2	0	2	0	0	0
DomainProcessor.com	2,203	336	2,539	49	0	0	0	0	0	0

The following information is provided as required by the ICANN/VeriSign Registry Agreements (.com, Section 8; and .net, Section 3.15; and requirements 5, 6, 13 and 14 in Appendix T for both agreements). As stated in Appendix T, the following information "shall be kept confidential by ICANN until three months after the end of the month to which the report relates."

Total REGISTRATIONS in the VeriSign Registry Database and NAME SERVER COUNT as of February 29, 2004					February 2004 GROSS DELETES			February 2004 RESTORES		
REGISTRAR	COM	NET	Total Names	Name Servers	COM	NET	Total	COM	NET	Total
DomainRegistry.com, Inc.	9,601	1,322	10,923	467	239	56	295	6	1	7
DomainZoo.com, Inc.	5,541	894	6,435	212	73	5	78	9	1	10
DomReg Ltd.	20,472	6	20,478	28	0	0	0	0	0	0
DotForce Corp. d/b/a DotForce.com	1,709	291	2,000	10	1	0	1	0	0	0
Dotster, Inc.	573,114	94,220	667,334	42,085	7,764	1,302	9,066	19	5	24
Eastern Communications Co., Ltd.	4,804	539	5,343	230	120	12	132	0	0	0
easyDNS Technologies, Inc.	12,536	2,165	14,701	542	1	3	4	0	0	0
Easyspace LTD	121,465	20,153	141,618	3,128	1,501	233	1,734	7	2	9
EDGE Co., Ltd.	1,586	484	2,070	106	0	0	0	0	0	0
eMarkmonitor Inc. dba Markmonitor	25,269	6,199	31,468	519	7	5	12	0	0	0
EnCirca Inc	3,143	479	3,622	42	13	6	19	0	0	0
Enetregistry, Inc	191	39	230	28	11	1	12	0	0	0
eNom, Inc.	2,074,192	315,876	2,390,068	102,046	34,725	5,757	40,482	18	0	18
EPAG Enter-Price Multimedia AG	27,092	10,557	37,649	431	447	217	664	1	0	1
Esoftwiz, Inc.	1,350	170	1,520	2	18	2	20	0	0	0
Fabulous.com Pty Ltd.	152,886	3,021	155,907	261	565	17	582	1	0	1
Fiducia LLC, Latvijas Parstavnieciba	1,057	61	1,118	2	15	3	18	0	0	0
Firstserver, Inc.	3,996	674	4,670	142	1	0	1	0	0	0
Future Media Network K.K.	1,286	226	1,512	5	0	0	0	0	0	0
Gabia, Inc.	110,969	33,694	144,663	15,127	3,296	1,057	4,353	3	2	5
GANDI	284,042	68,072	352,114	27,576	5,054	1,269	6,323	0	0	0
GKG.Net, Inc.	96,680	17,516	114,196	7,763	1,541	256	1,797	16	1	17
Global Media Online, Inc	180,798	39,273	220,071	29,242	2,167	523	2,690	24	4	28
Globedom Datenkommunikations GmbH	5,405	1,553	6,958	588	76	15	91	0	0	0
Go Daddy Software, Inc.	2,669,190	401,204	3,070,394	122,528	31,813	5,454	37,267	94	11	105
HANGANG Systems, Inc. d/b/a doregi.com	43,237	11,660	54,897	7,981	1,367	358	1,725	5	0	5
HiChina Web Solutions (Hong Kong) Limited	34,013	4,854	38,867	136	9	3	12	0	0	0
I.D.R. Internet Domain Registry Ltd.	2,634	240	2,874	116	113	6	119	0	0	0
iHoldings.com, Inc. d/b/a Dotregistrar.com	656,493	74,110	730,603	11,587	13,002	1,677	14,679	11	3	14
In2Net Network, Inc. dba iRegister.com	21,633	2,939	24,572	26	0	0	0	0	0	0
Inamepro dba Dynadot	1,660	323	1,983	57	0	0	0	0	0	0
INAMES Corp	28,716	10,603	39,319	5,037	58	12	70	0	0	0
Initial Online Limited	3		3	3	0		0	0	13	13

The following information is provided as required by the ICANN/VeriSign Registry Agreements (.com, Section 8; and .net, Section 3.15; and requirements 5, 6, 13 and 14 in Appendix T for both agreements). As stated in Appendix T, the following information "shall be kept confidential by ICANN until three months after the end of the month to which the report relates."

Total REGISTRATIONS in the VeriSign Registry Database and NAME SERVER COUNT as of February 29, 2004					February 2004 GROSS DELETES			February 2004 RESTORES		
REGISTRAR	COM	NET	Total Names	Name Servers	COM	NET	Total	COM	NET	Total
Innerwise, Inc. d/b/a ItsYourDomain.com	334,887	45,090	379,977	10,252	7,417	1,101	8,518	173	0	173
Interactive Telecom Network, Inc.	1,326	131	1,457	2	0	0	0	0	0	0
Intercosmos Media Group, Inc. d/b/a directNIC.com	770,958	102,131	873,089	36,752	12,736	2,014	14,750	9	6	15
Interdomain, S.A.	35,403	6,137	41,540	758	274	37	311	28	0	28
Internetters Limited	22,511	1,929	24,440	103	8	0	8	0	0	0
Key-Systems GmbH	104,160	34,482	138,642	3,905	953	330	1,283	2	0	2
Korea Information Certificate Authority 2	1,496	179	1,675	5	18	3	21	0	0	0
Korea Information Certificate Authority Inc dba DomainCA	8,494	1,480	9,974	334	245	59	304	0	0	0
Melbourne IT, Ltd. d/b/a Internet Names Worldwide	1,571,916	261,165	1,833,081	60,944	25,938	4,632	30,570	81	9	90
Mobilcom City Line GmbH d/b/a freenet Datenkommunikat	319	171	490	17	0	0	0	0	0	0
Moniker Online Services, Inc.	178,459	15,283	193,742	623	1,538	127	1,665	2	0	2
Name Intelligence, Inc	194	20	214	0	0	0	0	0	0	0
Name.com LLC	2,196	367	2,563	0	137	19	156	0	0	0
Name2Host, Inc. dba name2host.com	3,598	635	4,233	14	1	0	1	0	0	0
NAMEBAY	50,538	9,461	59,999	2,390	727	192	919	2	0	2
NameEngine, Inc.	34	27	61	7	0	0	0	0	0	0
NameKing.com, Inc.	1,530	204	1,734	2	16	3	19	0	0	0
NameScout Corp	42,914	6,574	49,488	2,289	740	156	896	19	3	22
NamesDirect.Com, Inc.	143,882	26,499	170,381	6,992	2,205	508	2,713	14	0	14
NameSecure.com	121,662	19,186	140,848	1,923	1,448	225	1,673	3	0	3
Nameview, Inc.	922	117	1,039	0	1	0	1	0	0	0
NeoNIC OY	809	32	841	0	20	1	21	0	0	0
Netbenefit PLC aka NetNames	47,912	11,971	59,883	363	75	17	92	1	1	2
Neteka, Inc. dba namesbeyond.com	5,080	679	5,759	171	63	10	73	2	2	4
Netpia.com, Inc.	46,580	13,249	59,829	4,862	1,216	499	1,715	31	6	37
Network Solutions, Inc.	5,653,842	869,133	6,522,975	389,447	106,263	20,582	126,845	779	80	859
Nominalia Internet S.L.	21,698	3,688	25,386	604	180	22	202	4	2	6
NORDNET	81,265	5,837	87,102	291	797	44	841	6	0	6
Omnis Network, LLC	27,694	4,189	31,883	1,520	393	50	443	4	0	4
OnlineNIC, Inc.	500,153	77,636	577,789	18,540	10,892	1,772	12,664	46	3	49
OVH	62,221	14,961	77,182	4,382	2,918	897	3,815	8	1	9
pairNIC	38,326	5,595	43,921	1,464	320	42	362	0	0	0
Parava Networks Inc dba RegistratYa.com nAame.com	50,394	8,039	58,433	1,908	1,027	151	1,178	7	0	7

The following information is provided as required by the ICANN/VeriSign Registry Agreements (.com, Section 8; and .net, Section 3.15; and requirements 5, 6, 13 and 14 in Appendix T for both agreements). As stated in Appendix T, the following information "shall be kept confidential by ICANN until three months after the end of the month to which the report relates."

Total REGISTRATIONS in the VeriSign Registry Database and NAME SERVER COUNT as of February 29, 2004					February 2004 GROSS DELETES			February 2004 RESTORES		
REGISTRAR	COM	NET	Total Names	Name Servers	COM	NET	Total	COM	NET	Total
Polar Software Limited d/b/a signdomains.com	3,396	503	3,899	21	11	2	13	1	0	1
Primus Telco Pty Ltd dba PrimusDomain/PlanetDomain	49,162	8,828	57,990	4,146	1,042	181	1,223	11	0	11
PSI-Japan, Inc.	27,648	5,070	32,718	4,914	375	157	532	0	0	0
PSI-USA, Inc.	90,179	31,223	121,402	1,672	839	319	1,158	5	1	6
R&K GlobalBusinessServices, Inc. dba 000Domains.com	93,469	11,321	104,790	4,117	1,389	215	1,604	4	0	4
R. Lee Chambers Company LLC	2,288	310	2,598	38	17	4	21	0	0	0
Rebel.com Services Corp.	1,778	261	2,039	5	12	5	17	0	0	0
Register.com (2)	413	57	470	10	0	0	0	0	0	0
register.com, Inc.	2,199,142	357,684	2,556,826	115,701	32,879	5,691	38,570	334	27	361
Register.it SPA	33,020	7,241	40,261	446	961	266	1,227	24	5	29
Registration Technologies, Inc.	41,098	10,739	51,837	139	30	4	34	0	0	0
rockenstein AG	183	63	246	4	0	0	0	0	0	0
SafeNames Ltd	7,194	1,184	8,378	102	1,219	187	1,406	0	0	0
Schlund+Partner AG	625,215	195,527	820,742	5,440	5,768	2,179	7,947	8	2	10
Secura GmbH	5,232	1,476	6,708	202	13	5	18	0	0	0
Sitename.com LLC	2,076	410	2,486	0	0	0	0	0	0	0
Spot Domain LLC dba Domainsite.com	27,060	12,354	39,414	639	443	231	674	111	174	285
Stargate.com, Inc.	126,292	20,519	146,811	8,217	3,913	748	4,661	109	9	118
The Name It Corporation dba NameServices.net	84,930	12,470	97,400	4,111	1,666	251	1,917	78	5	83
The Registry at Info Avenue d/b/a IA Registry	125,893	7,142	133,035	476	499	91	590	2	0	2
TLDs, Inc. dba SRSplus	108,188	19,085	127,273	4,581	1,714	349	2,063	4	0	4
Today and Tomorrow Co. Ltd.	28,036	8,903	36,939	2,194	1,134	318	1,452	5	0	5
TotalRegistrations	48,254	10,124	58,378	2,434	861	223	1,084	25	3	28
Transecute (I) Pvt. Ltd	23	3	26	0	1	0	1	0	0	0
Transpac	25,027	3,179	28,206	590	217	32	249	2	0	2
Tucows Inc.	2,890,406	494,949	3,385,355	129,288	42,671	8,084	50,755	118	6	124
Tuonome.it Srl	672	192	864	13	0	0	0	0	0	0
Universal Registration Services, Inc.	11,824	1,879	13,703	56	111	10	121	0	0	0
USA Webhost	598	81	679	2	15	1	16	0	0	0
Vedacore, Inc.	139	19	158	0	7	2	9	0	0	0
Virtual Internet Plc.	1,411	272	1,683	9	0	0	0	0	0	0
Vivid Domains, Inc	1,119	159	1,278	4	15	3	18	0	0	0
Web Commerce Communications Limited dba WebNic.cc	19,067	2,434	21,501	858	82	19	101	0	0	0

